Pension & Fiduciary

Veterans Non-Service-Connected Pension and Survivors Pension

Pension is a needs-based benefit designed to provide certain wartime Veterans and their survivors with a minimum level of income that raises their standard of living.

Wartime Veterans who are age 65 or older or have a permanent and total non-service-connected disability, and who have limited income and net worth may be eligible. Veterans who are more seriously disabled may qualify for pension at the increased housebound or aid and attendance (A&A) rates. Surviving spouses and dependent children of deceased wartime Veterans are eligible for monthly pension benefits if they meet the net worth and income requirements.

The Fiduciary Program

The Fiduciary program provides oversight for VA's most vulnerable beneficiaries who are unable to manage their own VA benefits. Upon appointment by VA, a fiduciary is authorized to receive direct payment of a beneficiary's VA benefits and to disburse funds to creditors and the beneficiary according to the best interests of the beneficiary.

3 Pension Management Centers
194,712 Veterans and
139,864 Survivors
Receive Pension Benefits

A note on the data:

The 2021 Annual Benefits Report is based on data from the VBA corporate database.

The availability of gender and age data is limited as some records have no gender or birthdate available. Those records are accounted for in the totals for each table but not in the category columns. Please see footnotes for additional information.

The Old Law Pension Program and Section 306 Pension Program are closed to new applicants. The term "Other Pension" is used to reference them.

Please see the section on page 2: "A Note on How the FY 2021 Pension Data is Presented" for important information on the color coding of the data tables.

Data regarding the fiduciaries of Veterans and survivors receiving VA benefit payments are stored in the Beneficiary Fiduciary Field System (BFFS) while data regarding claims, benefit types and award amounts for fiduciary related records are stored in the VBA corporate database.

Information on the fiduciary program begins on page 138.

Table of Contents

Pension & Fiduciary ---------- 119

A Note on How the FY 2021 Pension Data is Presented ---------- 122

Pension Programs ---------- 122

Pension Benefits for Veterans ---------- 122

Pension Benefits for Surviving Spouses ---------- 122

Pension Benefits for Surviving Children ---------- 122

Special Monthly Pension: Aid and Attendance and Housebound ---------- 123

Old Law and Section 306 Pension ---------- 123

Quick Reference: ---------- 124

Recipients and Amounts by Program ---------- 124

Recipients by Period of Service ---------- 125

Recipients and Amounts by Fiscal Year ---------- 125

Veterans Pension Data ---------- 126

New Veterans Pension recipients and estimated annual payments ---------- 126
by type of pension
by type of special monthly pension
by gender

All Veterans Pension recipients and estimated annual payments ---------- 127
by type of pension
by type of special monthly pension
by gender

New Veterans Pension recipients and estimated annual payments ---------- 128
by type of special monthly pension and gender

All Veterans Pension recipients and estimated annual payments ---------- 128
by type of special monthly pension and gender[7]

New Veterans Pension recipients and estimated annual payments ---------- 129
by period of service

All Veterans Pension recipients and estimated annual payments ---------- 129
by period of service

Chart: New compared to all Veterans Pension recipients ---------- 129
by period of service

New Veterans Pension recipients and estimated annual payments ---------- 130
by age

All Veterans Pension recipients and estimated annual payments ---------- 130
by age

Chart: New compared to all Veterans Pension recipients ---------- 131
by age
by estimated average individual amounts paid annually and age

Survivors Pension Data ---------- 132

New Survivors Pension recipients and estimated annual payments ---------- 132
by type of pension
by type of special monthly pension
by gender

All Survivors Pension recipients and estimated annual payments ---------- 133
by type of pension
by type of special monthly pension
by gender

New Survivors Pension recipients and estimated annual payments ---------- 134
by type of special monthly pension and gender

All Survivors Pension recipients and estimated annual payments by type of special monthly pension and gender[13] 134
New Survivors Pension recipients and estimated annual payments by period of service 135
All Survivors Pension recipients and estimated annual payments by period of service 135
Chart: New compared to all Survivors Pension recipients by Veteran's period of service 135
New Survivors Pension recipients and estimated annual payments by age 136
All Survivors Pension recipients and estimated annual payments by age 136
Chart: New compared to all Survivors Pension recipients by age by estimated average individual amounts paid annually and age 137
Fiduciary 138
Purpose of the Fiduciary Program 138
Number of beneficiaries by beneficiary type 138
Amount of benefits managed by benefit type 138
Number of beneficiaries by fiduciary type 139
Misuse 139
Appendix – Fiduciary Hub Addresses and Regional Offices Served 140
Appendix – Pension Management Center Addresses and Regional Offices Served 141
Appendix – Maps of Fiduciary Hub and Pension Management Center Jurisdiction 142
Contact Information 142

Release history

Version & changes	Date
Data as of	09/30/2021

A Note on How the FY 2021 Pension Data is Presented

New to the Rolls	On the Rolls
Individuals who began receiving pension during fiscal year 2021 (October 1, 2020 to September 30, 2021) are considered "new to the rolls" and the tables are outlined in purple.	All individuals who are receiving pension on September 30, 2021 are considered "on the rolls" and are outlined in tan/yellow. These tables include "new to the rolls" recipients.

The Office of Performance Analysis and Integrity is available to answer questions regarding the data contained in this report by email at PAI.VBACO@va.gov.

Pension Programs

Pension Benefits for Veterans

Wartime Veterans who meet one or more of the following basic eligibility criteria may be entitled to pension benefits:

- Permanent and total disability from non-service-connected causes.
  Veterans are considered permanently and totally disabled if they are:
  - A patient in a nursing home, or
  - In receipt of Social Security disability benefits, or
  - Unemployable due to disability as determined by VA.
- 65 years of age or older

Entitlement is subject to income and net worth limitations. Additional amounts may be paid to Veterans who have dependents or who, due to disability, are in need of the aid and attendance (A&A) of another person or are housebound.

Pension Benefits for Surviving Spouses

Surviving spouses of wartime Veterans have basic eligibility for survivors' pension if they meet the income and net worth limitations. Additional amounts may be paid to surviving spouses who have dependents or who, due to disability, are in need of A&A of another person or are housebound.

Pension Benefits for Surviving Children

Surviving children of wartime Veterans have basic eligibility for survivors' pension if they meet income and net worth limitations and are:

- Unmarried, and
  - Under the age of 18 years, or
  - Between the age of 18 and 23 years and attending an accredited school, or
  - Became permanently incapable of self-support prior to reaching 18 years of age.

Special Monthly Pension: Aid and Attendance and Housebound

Veterans and survivors who need the A&A of another person or are housebound may be eligible for additional amounts of pension called special monthly pension. Because pension at the A&A and housebound rates is based upon a higher income limit, claimants ineligible for basic pension due to excessive income may be eligible for pension benefits if they are determined to need A&A or are housebound.

Aid and Attendance (A&A)

- Veterans or surviving spouses may be eligible for pension at the A&A rate if:
  - They require the assistance of another person in order to perform activities of daily living, such as bathing, feeding, dressing, toileting, adjusting prosthetic devices, or protecting themselves from the hazards of their daily environment,
    or
  - They are bedridden, in that their disability or disabilities require that they remain in bed apart from any prescribed course of convalescence or treatment,
    or
  - They are a patient in a nursing home due to mental or physical incapacity,
    or
  - They have corrected visual acuity of 5/200 or less in both eyes, or concentric contraction of the visual field to 5 degrees or less.

Housebound

- Veterans may be eligible for pension at the housebound rate if:
  - They have a single permanent disability evaluated as 100-percent disabling
    and,
  - Due to a disability or disabilities, they are permanently and substantially confined to their immediate premises,
    or
  - They have a single permanent disability evaluated as 100-percent disabling and another disability or disabilities, independently evaluated as 60-percent or more disabling.
- Surviving spouses may be eligible for pension at the housebound rate if disability or disabilities permanently and substantially confine them to their immediate premises.

Old Law and Section 306 Pension

Old Law and Section 306 Pension for Veterans and their surviving spouses and children use laws and regulations different from the current pension program to determine entitlement and the amount of monthly benefits. VA does not accept any new applications for benefits under these older programs. If a beneficiary loses entitlement to Old Law or Section 306 Pension due to changes in circumstances (for example, a change in income), the beneficiary must establish entitlement under the rules of the current Veterans pension or survivors pension program.

Totals – new recipients

Veterans who began receiving pension benefits	13,278
Survivors[1] who began receiving pension benefits	17,627
Total	30,905

Estimated annual amounts paid – new recipients

Benefit program	Number of recipients	Estimated average individual amount paid annually	Estimated total amount paid annually
Veterans Pension	13,278	$17,503	$232,409,105
Survivors Pension	17,627	$12,339	$217,506,206
Total	30,905	$14,558	$449,915,311

Totals – all recipients

Veterans receiving pension benefits	194,712
Survivors receiving pension benefits	139,864
Total	334,576

Estimated annual amounts paid – all recipients

Benefit program	Number of recipients	Estimated average individual amount paid annually	Estimated total amount paid annually
Veterans Pension	194,712	$12,683	$2,469,609,515
Survivors Pension	139,864	$9,386	$1,312,740,416
Total	334,576	$11,305	$3,782,349,932

[1] The term "survivors" includes surviving spouses and children.

Recipients by Period of Service

New improved pension recipients by period of service

	Pre-World War I[2]	World War I	World War II	Korean Conflict	Vietnam Era	Gulf War Era
Veterans Pension	N/A	N/A	2,235	4,795	5,590	658
Survivors Pension	6	3	7,810	6,207	3,104	497
Total	**6**	**3**	**10,045**	**11,002**	**8,694**	**1,155**

All improved pension recipients by period of service

	Pre-World War I[3]	World War I	World War II	Korean Conflict	Vietnam Era	Gulf War Era
Veterans	N/A	N/A	13,241	31,252	133,211	17,008
Survivors	63	1,267	67,536	41,158	26,905	2,935
Total	**63**	**1,267**	**80,777**	**72,410**	**160,116**	**19,943**

Recipients and Amounts by Fiscal Year

All recipients FY 2017 to FY 2021

Benefit program	2017	2018	2019	2020	2021	% Chg. FY 2020 to 2021
Veterans Pension	276,570	260,089	239,114	219,587	194,712	-11.3%
Survivors Pension	201,433	192,823	170,037	159,083	139,864	-12.1%
Total	**478,003**	**452,912**	**409,151**	**378,670**	**334,576**	**-11.6%**

All recipients estimated average individual amount paid annually FY 2017 to FY 2021

Benefit Program	2017	2018	2019	2020	2021	% Chg. FY 2020 to 2021
Veterans Pension	$12,103	$12,350	$12,538	$12,717	$12,683	-0.3%
Survivors Pension	$8,443	$8,800	$8,976	$9,333	$9,386	0.6%
Total	**$10,561**	**$10,839**	**$11,058**	**$11,296**	**$11,305**	**0.1%**

[2] New to the rolls survivors of pre-World War I Veterans who served in the Spanish American War (6).
[3] On the rolls survivors of pre-World War I Veterans who served in the Spanish American War (60), the Mexican Border War (3), and Peacetime (0).

New Veterans Pension recipients and estimated annual payments by type of pension

Type of pension	Number of Veterans	Estimated average individual amount paid annually	Estimated total amount paid annually
Other Pension[4]	NA	NA	NA
Improved Pension	13,278	$17,503	$232,409,105
Total	**13,278**	**$17,503**	**$232,409,105**

New Veterans Pension recipients and estimated annual payments by type of special monthly pension

Special monthly pension status	Number of Veterans	% of total	Estimated average individual amount paid annually	Estimated total amount paid annually
With aid and attendance (A&A)	8,782	66.1%	$19,879	$174,579,234
With housebound (HB)	42	0.3%	$12,304	$516,777
Total with A&A or HB[5]	8,824	66.5%	$19,843	$175,096,011
Total without A&A or HB	4,454	33.5%	$12,868	$57,313,093
Total all	**13,278**	**100.0%**	**$17,503**	**$232,409,105**

New Veterans Pension recipients and estimated annual payments by gender

Gender	Number of Veterans	% of total	Estimated average individual amount paid annually	Estimated total amount paid annually
Male Veterans	12,332	92.9%	$17,525	$216,123,489
Female Veterans	517	3.9%	$16,734	$8,651,725
Gender not indicated	429	3.2%	$17,795	$7,633,891
Total	**13,278**	**100.0%**	**$17,503**	**$232,409,105**

[4] The "Other Pension" category groups the Old Law and Section 306 Pension programs, which are no longer open to new applicants.
[5] A subtotal of all beneficiaries with aid and attendance or housebound – used in all tables concerning special monthly pension.

All Veterans Pension recipients and estimated annual payments by type of pension

Type of pension	Number of Veterans	Estimated average individual amount paid annually	Estimated total amount paid annually
Other Pension[6]	468	$1,737	$812,936
Improved Pension	194,244	$12,710	$2,468,796,579
Total	**194,712**	**$12,683**	**$2,469,609,515**

All Veterans Pension recipients and estimated annual payments by type of special monthly pension

Special monthly pension status	Number of Veterans	% of total	Estimated average individual amount paid annually	Estimated total amount paid annually
With aid and attendance (A&A)	72,987	37.5%	$18,168	$1,326,009,562
With housebound (HB)	2,677	1.4%	$10,927	$29,252,696
Total with A&A or HB	75,664	38.9%	$17,912	$1,355,262,258
Total without A&A or HB	119,048	61.1%	$9,360	$1,114,347,257
Total all	**194,712**	**100.0%**	**$12,683**	**$2,469,609,515**

All Veterans Pension recipients and estimated annual payments by gender

Gender	Number of Veterans	% of total	Estimated average individual amount paid annually	Estimated total amount paid annually
Male Veterans	180,970	92.9%	$12,667	$2,292,430,890
Female Veterans	8,925	4.6%	$13,102	$116,934,362
Gender not indicated	4,817	2.5%	$12,507	$60,244,263
Total	**194,712**	**100.0%**	**$12,683**	**$2,469,609,515**

[6] The "Other Pension" category groups the Old Law and Section 306 Pension programs, which are no longer open to new applicants.

New Veterans Pension recipients and estimated annual payments by type of special monthly pension and gender[7]

	Special monthly pension status	Number of Veterans	% of gender total	Estimated average individual amount paid annually	Estimated total amount paid annually
Male Veterans	With aid and attendance (A&A)	8,108	65.7%	$19,888	$161,252,133
	With housebound (HB)	40	0.3%	$12,499	$499,956
	Total with A&A or HB	8,148	66.1%	$19,852	$161,752,089
	Total without A&A or HB	4,184	33.9%	$12,995	$54,371,400
	Total	**12,332**	**100.0%**	**$17,525**	**$216,123,489**
Female Veterans	With aid and attendance (A&A)	340	65.8%	$19,267	$6,550,920
	With housebound (HB)	2	0.4%	$8,411	$16,821
	Total with A&A or HB	342	66.2%	$19,204	$6,567,741
	Total without A&A or HB	175	33.8%	$11,908	$2,083,984
	Total	**517**	**100.0%**	**$16,734**	**$8,651,725**

All Veterans Pension recipients and estimated annual payments by type of special monthly pension and gender[7]

	Special monthly pension status	Number of Veterans	% of gender total	Estimated average individual amount paid annually	Estimated total amount paid annually
Male Veterans	With aid and attendance (A&A)	67,305	37.2%	$18,160	$1,222,233,057
	With housebound (HB)	2,499	1.4%	$10,936	$27,329,733
	Total with A&A or HB	69,804	38.6%	$17,901	$1,249,562,791
	Total without A&A or HB	111,166	61.4%	$9,381	$1,042,868,099
	Total	**180,970**	**100.0%**	**$12,667**	**$2,292,430,890**
Female Veterans	With aid and attendance (A&A)	3,580	40.1%	$17,838	$63,858,904
	With housebound (HB)	138	1.5%	$10,931	$1,508,483
	Total with A&A or HB	3,718	41.7%	$17,581	$65,367,387
	Total without A&A or HB	5,207	58.3%	$9,903	$51,566,975
	Total	**8,925**	**100.0%**	**$13,102**	**$116,934,362**

[7] Certain records do not indicate gender information and are not included in the totals.

New Veterans Pension recipients and estimated annual payments by period of service

Period of service	Number of Veterans	% of total	Estimated average individual amount paid annually	Estimated total amount paid annually
World War II	2,235	16.8%	$20,291	$45,351,417
Korean Conflict	4,795	36.1%	$19,973	$95,769,446
Vietnam Era	5,590	42.1%	$14,676	$82,037,713
Gulf War Era	658	5.0%	$14,059	$9,250,529
Total	**13,278**	**100.0%**	**$17,503**	**$232,409,105**

All Veterans Pension recipients and estimated annual payments by period of service

Period of service	Number of Veterans	% of total	Estimated average individual amount paid annually	Estimated total amount paid annually
World War II	13,241	6.8%	$17,860	$236,482,200
Korean Conflict	31,252	16.1%	$15,795	$493,618,504
Vietnam Era	133,211	68.4%	$11,264	$1,500,545,929
Gulf War Era	17,008	8.7%	$14,050	$238,962,883
Total	**194,712**	**100.0%**	**$12,683**	**$2,469,609,515**

Chart: New compared to all Veterans Pension recipients by period of service

The chart below displays the distribution of the number of Veterans by period of service. The purple bars in the top row are new recipients and the brown/yellow bars on the bottom row indicate all Veterans receiving pension benefits at the end of the fiscal year.

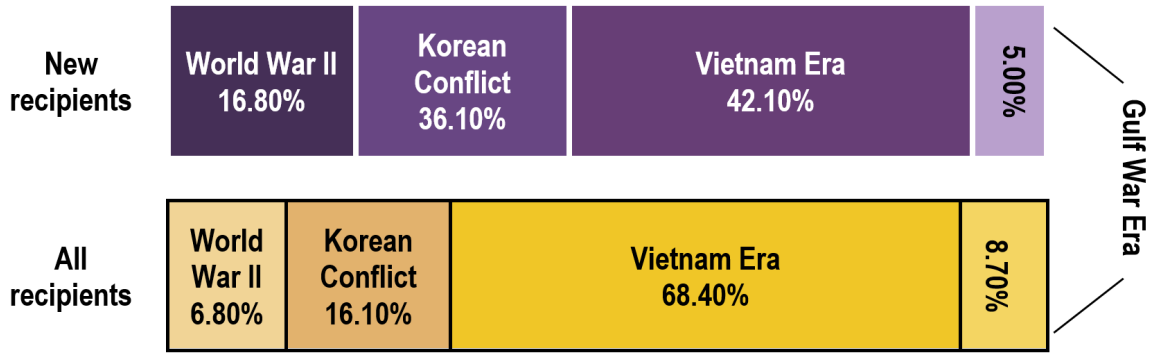

VA
U.S. Department of Veterans Affairs
Veterans Benefits Administration

New Veterans Pension recipients and estimated annual payments by age

Age range	Number of Veterans	% of total	Estimated average individual amount paid annually	Estimated total amount paid annually
Age 34 and under	35	0.3%	$14,135	$494,712
Age 35 through 64	583	4.4%	$14,045	$8,187,959
Age 65 through 74	2,994	22.5%	$12,138	$36,342,295
Age 75 and over	9,666	72.8%	$19,386	$187,384,139
Total	**13,278**	**100%**	**$17,503**	**$232,409,105**

All Veterans Pension recipients and estimated annual payments by age

Age range	Number of Veterans	% of total	Estimated average individual amount paid annually	Estimated total amount paid annually
Age 34 and under	408	0.2%	$15,188	$6,196,588
Age 35 through 64	20,070	10.3%	$13,819	$277,346,505
Age 65 through 74	98,813	50.7%	$11,097	$1,096,493,709
Age 75 and over	75,415	38.7%	$14,447	$1,089,540,314
Total[8]	**194,712**	**100%**	**$12,683**	**$2,469,609,515**

[8] Total includes 6 Veterans and $32,400 in benefits with no date of birth indicated in award record.

Chart: New recipients compared to all Veterans Pension recipients by age

The chart below displays the ages of the Veterans who began receiving benefits in FY 2021 (purple line, left axis) vs. the total number of Veterans receiving benefits at the end of the fiscal year (yellow line, right axis).

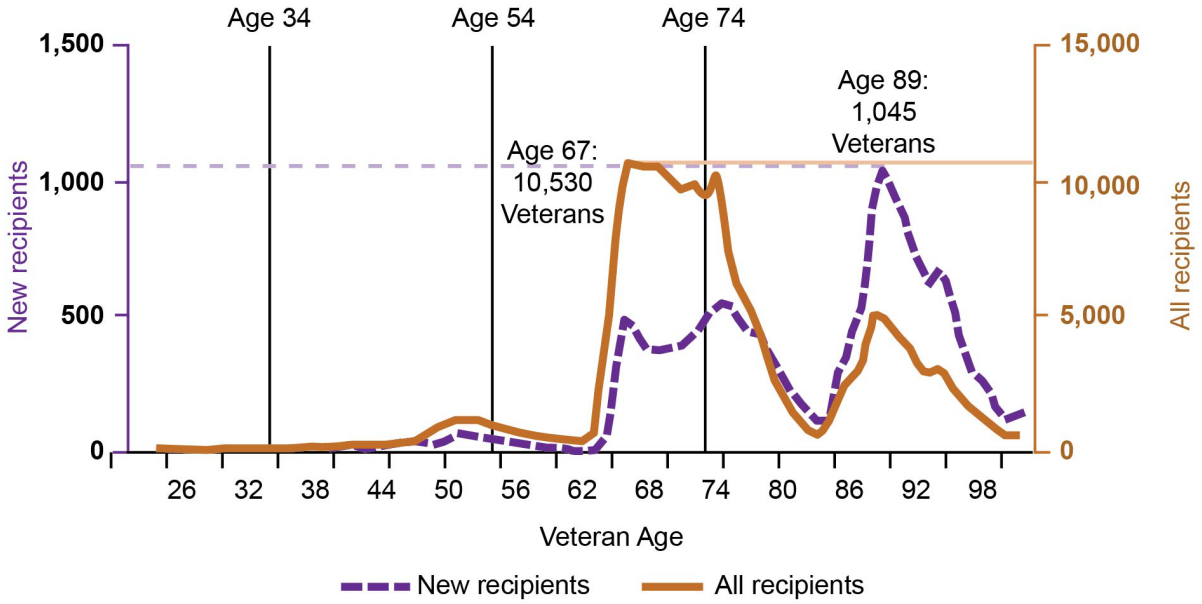

Chart: New recipients compared to all Veterans Pension recipients by estimated average individual amounts paid annually and age

The chart below displays the estimated average individual amount paid annually to Veterans who began receiving benefits in FY 2021 (purple bars on the left) vs. the estimated average individual amount paid annually for all Veterans receiving benefits at the end of the fiscal year (yellow bars on the right) by age group.

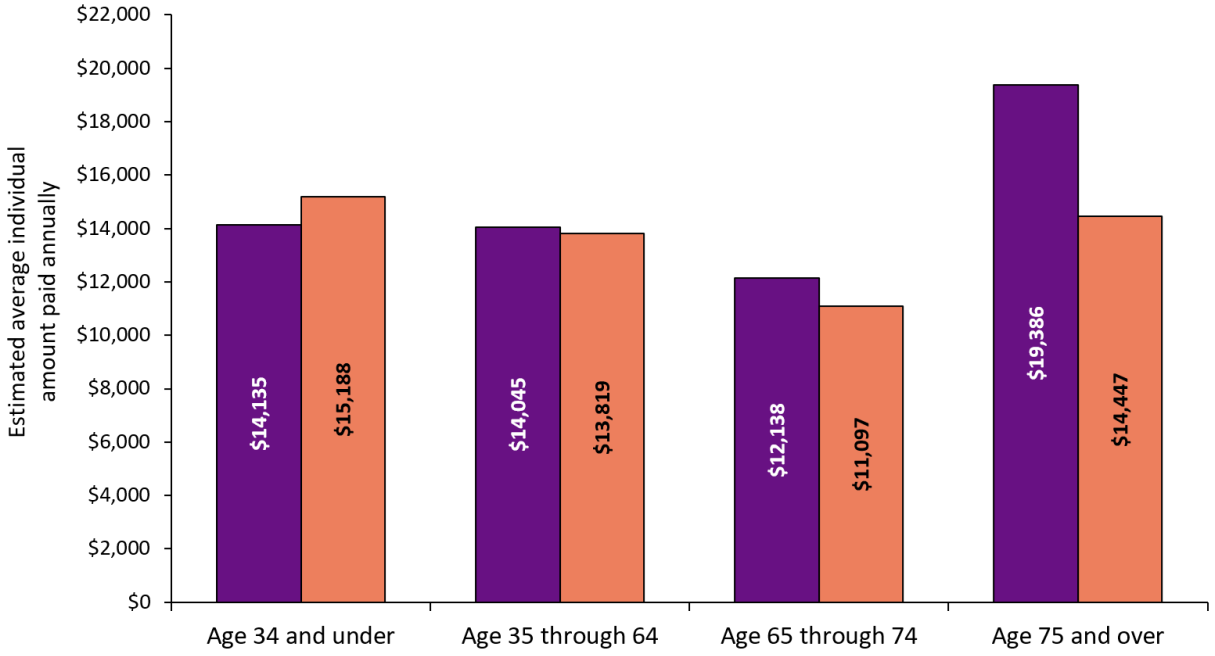

New Survivors Pension recipients and estimated annual payments by type of pension

Type of pension	Number of survivors	Estimated average individual amount paid annually	Estimated total amount paid annually
Other Pension[10]	9	$781	$7,029
Improved Pension	17,618	$12,345	$217,499,177
Total	**17,627**	**$12,339**	**$217,506,206**

New Survivors Pension recipients and estimated annual payments by type of special monthly pension

Special monthly pension status	Number of survivors	% of total	Estimated average individual amount paid annually	Estimated total amount paid annually
With aid and attendance (A&A)	14,503	82.3%	$13,252	$192,189,665
With housebound (HB)	26	0.1%	$5,869	$152,582
Total with A&A or HB[11]	14,529	82.4%	$13,239	$192,342,247
Total without A&A or HB	3,098	17.6%	$8,123	$25,163,959
Total all	**17,627**	**100.0%**	**$12,339**	**$217,506,206**

New Survivors Pension recipients and estimated annual payments by gender

Gender	Number of survivors	% of total	Estimated average individual amount paid annually	Estimated total amount paid annually
Male survivors	150	0.9%	$10,116	$1,517,436
Female survivors	14,550	82.5%	$12,428	$180,824,186
Gender not indicated	2,927	16.6%	$12,014	$35,164,584
Total	**17,627**	**100.0%**	**$12,339**	**$217,506,206**

[9] The term "survivors" throughout this section includes surviving spouses and children.
[10] The "Other Pension" category groups the Old Law and Section 306 Pension programs, which are no longer open to new applicants.
[11] A subtotal of all beneficiaries with aid and attendance or housebound – used in all tables concerning special monthly pension.

All Survivors Pension recipients and estimated annual payments by type of pension

Type of pension	Number of survivors	Estimated average individual amount paid annually	Estimated total amount paid annually
Other Pension[12]	7,837	$904	$7,083,812
Improved Pension	132,027	$9,889	$1,305,656,604
Total	**139,864**	**$9,386**	**$1,312,740,416**

All Survivors Pension recipients and estimated annual payments by type of special monthly pension

Special monthly pension status	Number of survivors	% of total	Estimated average individual amount paid annually	Estimated total amount paid annually
With aid and attendance (A&A)	85,087	60.8%	$11,871	$1,010,092,939
With housebound (HB)	670	0.5%	$6,167	$4,131,954
Total with A&A or HB	85,757	61.3%	$11,827	$1,014,224,893
Total without A&A or HB	54,107	38.7%	$5,517	$298,515,523
Total all	**139,864**	**100.0%**	**$9,386**	**$1,312,740,416**

All Survivors Pension recipients and estimated annual payments by gender

Gender	Number of survivors	% of total	Estimated average individual amount paid annually	Estimated total amount paid annually
Male survivors	1,616	1.2%	$5,227	$8,446,374
Female survivors	103,083	73.7%	$9,908	$1,021,317,366
Gender not indicated	35,165	25.1%	$8,047	$282,976,676
Total	**139,864**	**100.0%**	**$9,386**	**$1,312,740,416**

[12] The "Other Pension" category groups the Old Law and Section 306 Pension programs, which are no longer open to new applicants.

New Survivors Pension recipients and estimated annual payments by type of special monthly pension and gender[13]

	Special monthly pension status	Number of survivors	% of gender total	Estimated average individual amount paid annually	Estimated total amount paid annually
Male survivors	With aid and attendance (A&A)	93	62.0%	$12,452	$1,158,048
	With housebound (HB)	0	-	N/A	N/A
	Total with A&A or HB	93	62.0%	$12,452	$1,158,048
	Total without A&A or HB	57	38.0%	$6,305	$359,388
	Total	**150**	**100.0%**	**$10,116**	**$1,517,436**
Female survivors	With aid and attendance (A&A)	12,022	82.6%	$13,270	$159,530,601
	With housebound (HB)	21	0.1%	$6,293	$132,156
	Total with A&A or HB	12,043	82.8%	$13,258	$159,662,757
	Total without A&A or HB	2,507	17.2%	$8,441	$21,161,429
	Total	**14,550**	**100.0%**	**$12,428**	**$180,824,186**

All Survivors Pension recipients and estimated annual payments by type of special monthly pension and gender[13]

	Special monthly pension status	Number of survivors	% of gender total	Estimated average individual amount paid annually	Estimated total amount paid annually
Male survivors	With aid and attendance (A&A)	398	24.6%	$11,954	$4,757,808
	With housebound (HB)	4	0.2%	$8,415	$33,660
	Total with A&A or HB	402	24.9%	$11,919	$4,791,468
	Total without A&A or HB	1,214	75.1%	$3,011	$3,654,906
	Total	**1,616**	**100.0%**	**$5,227**	**$8,446,374**
Female survivors	With aid and attendance (A&A)	67,177	65.2%	$11,905	$799,734,934
	With housebound (HB)	582	0.6%	$6,037	$3,513,338
	Total with A&A or HB	67,759	65.7%	$11,854	$803,248,272
	Total without A&A or HB	35,324	34.3%	$6,173	$218,069,095
	Total	**103,083**	**100.0%**	**$9,908**	**$1,021,317,366**

[13] Certain records do not indicate gender information and are not included in the totals.

New Survivors Pension recipients and estimated annual payments by period of service

Veteran's period of service	Number of survivors	% of total	Estimated average individual amount paid annually	Estimated total amount paid annually
Pre-World War I	6	<0.1%	$8,281	$49,683
World War I	3	<0.1%	$660	$1,980
World War II	7,810	44.3%	$13,072	$102,091,301
Korean Conflict	6,207	35.2%	$12,623	$78,350,062
Vietnam Era	3,104	17.6%	$10,563	$32,787,882
Gulf War Era	497	2.8%	$8,502	$4,225,298
Total	**17,627**	**100.0%**	**$12,339**	**$217,506,206**

All Survivors Pension recipients and estimated annual payments by period of service

Veteran's period of service	Number of survivors	% of total	Estimated average individual amount paid annually	Estimated total amount paid annually
Pre-World War I	63	<0.1%	$4,361	$274,756
World War I	1,267	0.9%	$3,257	$4,126,030
World War II	67,536	48.3%	$9,496	$641,321,643
Korean Conflict	41,158	29.4%	$9,896	$407,318,157
Vietnam Era	26,905	19.2%	$8,728	$234,831,536
Gulf War Era	2,935	2.1%	$8,473	$24,868,293
Total	**139,864**	**100.0%**	**$9,386**	**$1,312,740,416**

Chart: New recipients compared to all Survivors Pension recipients by Veteran's period of service[14]

The chart below displays the distribution of the number of survivors by the Veteran's period of service. The purple bars in the top row are new recipients and the brown/yellow bars on the bottom row indicate all survivors receiving pension benefits at the end of the fiscal year.

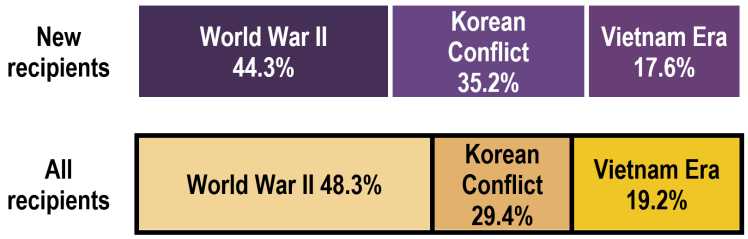

[14] Survivors of Veterans of the Gulf War Era, World War I and Pre-World War I do not make up a significant enough portion of the total to be visible on the chart.

New Survivors Pension recipients and estimated annual payments by age

Age range	Number of survivors	% of total	Estimated average individual amount paid annually	Estimated total amount paid annually
Age 17 and under	27	0.2%	$3,771	$101,808
Age 18 through 34	66	0.4%	$7,056	$465,696
Age 35 through 64	1,143	6.5%	$8,065	$9,218,785
Age 65 through 74	1,071	6.1%	$9,349	$10,012,759
Age 75 and over	15,315	86.9%	$12,907	$197,670,797
Total[15]	**17,627**	**100%**	**$12,339**	**$217,506,206**

All Survivors Pension recipients and estimated annual payments by age

Age range	Number of survivors	% of total	Estimated average individual amount paid annually	Estimated total amount paid annually
Age 17 and under	168	0.1%	$5,199	$873,444
Age 18 through 34	246	0.2%	$7,191	$1,768,904
Age 35 through 64	16,484	11.8%	$7,370	$121,483,532
Age 65 through 74	17,894	12.8%	$6,489	$116,119,115
Age 75 and over	104,894	75.0%	$10,210	$1,070,947,698
Total[16]	**139,864**	**100%**	**$9,386**	**$1,312,740,416**

[15] Total includes 5 new survivors and $36,360 in benefits with no date of birth indicated in award record.
[16] Total includes 178 survivors and $1,547,724 in benefits with no date of birth indicated in award record.

Chart: New Survivors Pension recipients compared to all Survivors Pension recipients by age

The chart below displays the ages of the survivors who began receiving benefits in FY 2021 (purple line, left axis) vs. the total number of survivors receiving benefits at the end of the fiscal year (yellow line, right axis).

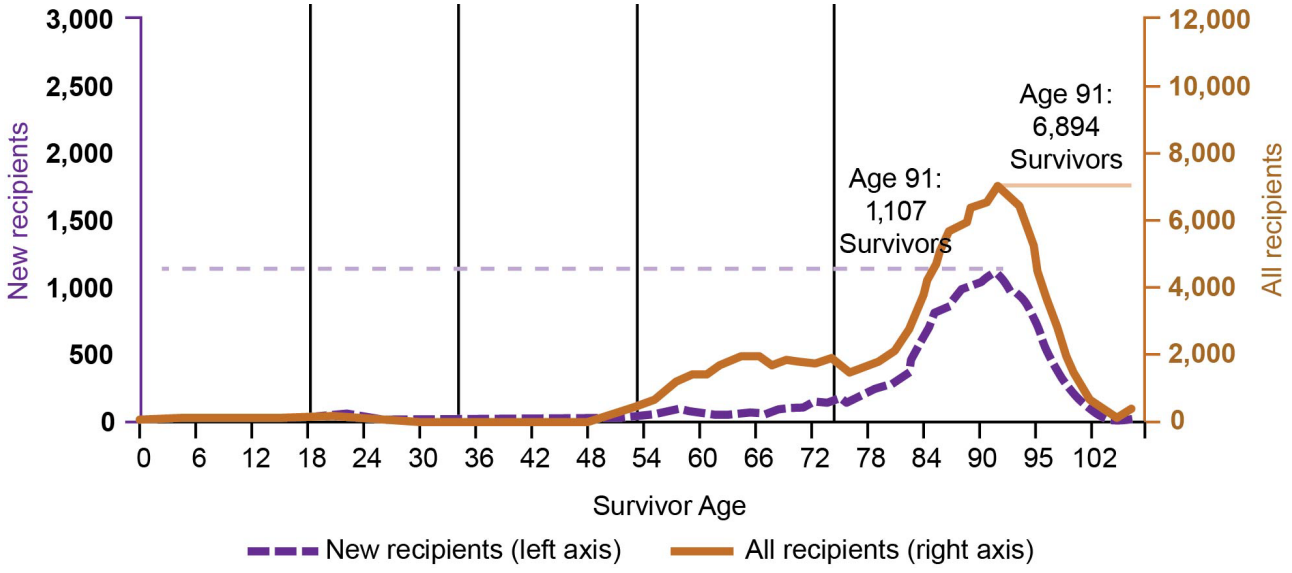

Chart: New recipients compared to all Survivor Pension recipients by estimated average individual amounts paid annually and age

The chart below displays the estimated average individual amount paid annually to survivors who began receiving benefits in FY 2021 (purple bars on the left) vs. the estimated average individual amount paid annually for all survivors receiving benefits at the end of the fiscal year (orange bars on the right) broken down by age.

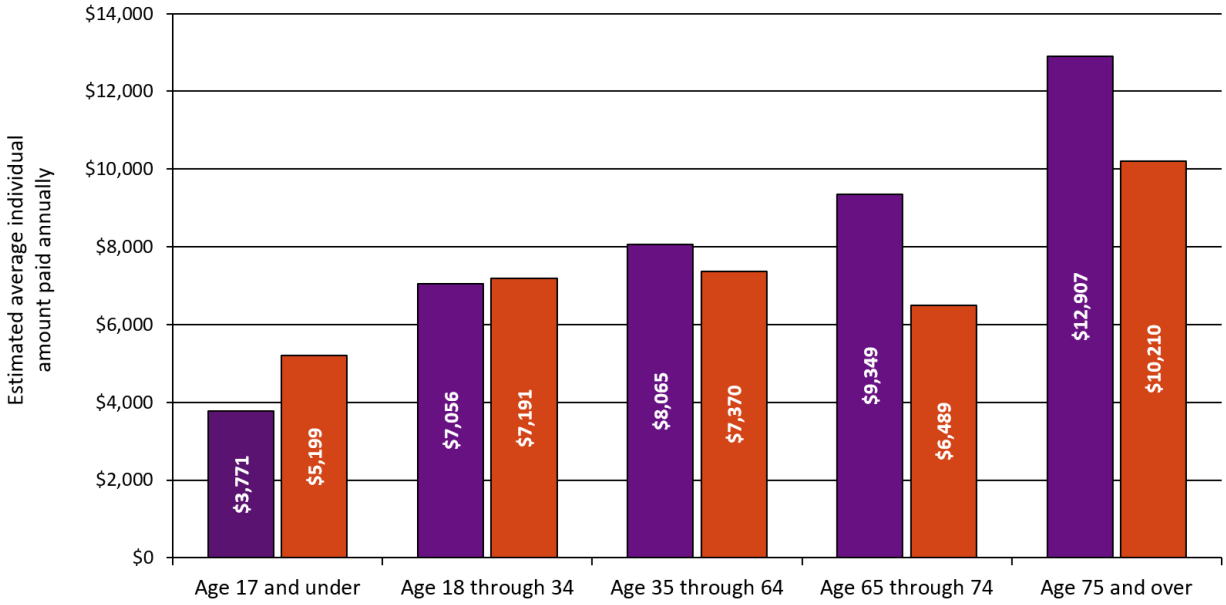

Fiduciary

Purpose of the Fiduciary Program

VA's Fiduciary Program provides protection to Veterans and other beneficiaries who are unable to manage their financial affairs. Under this program, VA appoints fiduciaries to manage VA benefits and ensure the welfare and needs of beneficiaries by using the least restrictive, yet most effective payment method. The program closely monitors fiduciaries for compliance with program responsibilities to ensure that VA benefits are being used for the sole purpose of meeting the needs, security, and comfort of beneficiaries and their dependents.

Beginning with fiscal year 2021, Fiduciary Program totals represent the number of beneficiaries served during the fiscal year.

Number of beneficiaries by beneficiary type[17]

Beneficiary Type	Number of Beneficiaries
Veteran	74,035
Surviving spouse	35,922
Adult disabled child	8,715
Minor child[18]	2,026
Dependent parent	270
Insurance	36
Total[19]	**121,004**

Amount of benefits managed by benefit type[20]

Benefit Paid	Estimated total amount paid annually	Estimated average individual amount paid annually
Compensation	$2,015,202,081	$36,309
Veterans Pension	$403,253,563	$15,423
Survivors Pension	$342,533,079	$9,251
Dependency and Indemnity Compensation	$159,902,718	$14,290
Total	**$2,920,891,441**	

[17] Source: Beneficiary and Fiduciary Directory.
[18] Includes minors in receipt of one-time insurance awards due to being named a beneficiary on an insurance policy.
[19] Includes any beneficiary who received services from VA's fiduciary program during FY 2021.
[20] Source: VBA corporate database.

Number of beneficiaries by fiduciary type[21]

Relationship	Number of Beneficiaries
Legal Custodian	98,272
Spouse Payee	21,965
Court Appointed Fiduciary	190
Supervised Direct Pay	69
Institutional Award	78
Custodian in Fact	52
Trustee	1
Consolidated Payment Fiduciary	1
Proposed Fiduciary[22]	6,004
Total	**126,632**

Misuse

During fiscal year 2021, fiduciary personnel conducted 1,285 misuse investigations of which 528 fiduciaries were removed. Of the cases VA referred to the VA Office of the Inspector General (OIG), 26 misuse cases were accepted by OIG for further investigation.

OIG reported the following actions have been taken[23]:

- Investigations opened: 26
- Investigations completed and referred to prosecutor's office: 26
- Cases accepted for prosecution: 13
- Cases declined for prosecution: 11
- Cases pending: 2

The number of OIG prosecutorial outcomes during fiscal year 2021[23].

- Arrests: 13
- Indictments: 14
- Convictions: 6

The amount of funds involved in OIG prosecutorial outcomes during fiscal year 2021[24]:

- The total amount of restitution ordered in cases arising from the misuse of benefits by a fiduciary was $10,577,161.
- The total amount of money recovered by the government in misuse cases was $581,421.
- The total amount of benefits reissued to beneficiaries was $936,002.

[21] Source: Beneficiary and Fiduciary Directory
[22] Includes beneficiaries awaiting the final determination of incompetency and/or the appointment of a fiduciary.
[23] Includes action taken by OIG on cases referred as of the end of fiscal year 2021. Figures may include cases referred during previous fiscal years.
[24] Source: OIG.

Appendix – Fiduciary Hub Addresses and Regional Offices Served

Fiduciary Hub Call Center: **1-888-407-0144**

Salt Lake City – UT
VA Fiduciary Hub

550 Foothill Dr.
Salt Lake City, UT 84113
Regional offices served:

Salt Lake City	UT
Albuquerque	NM
Los Angeles	CA
Anchorage	AK
Oakland	CA
Boise	ID
Phoenix	AZ
Cheyenne	WY
Portland	OR
Denver	CO
Reno	NV
Ft. Harrison	MT
Honolulu	HI
San Diego	CA
Seattle	WA

Lincoln – NE
VA Fiduciary Hub

3800 Village Dr.
Lincoln, NE 68516
Regional offices served:

Lincoln	NE
Wichita	KS
Sioux Falls	SD
Muskogee	OK
Fargo	ND
Waco	TX
Houston	TX

Milwaukee – WI
VA Fiduciary Hub

5400 West National Ave.
Milwaukee, WI 53214
Regional offices served:

Milwaukee	WI
Little Rock	AR
Des Moines	IA
St. Louis	MO
St. Paul	MN
New Orleans	LA
Chicago	IL

Louisville – KY
VA Fiduciary Hub

321 West Main Street, Suite 390
Louisville, KY 40202
Regional offices served:

Louisville	KY
Roanoke	VA
Huntington	WV
Jackson	MS
Nashville	TN
Montgomery	AL
San Juan	PR

Indianapolis – IN
VA Fiduciary Hub

575 North Pennsylvania St.
Indianapolis, IN 46204
Regional offices served:

Indianapolis	IN
Detroit	MI
Newark	NJ
Baltimore	MD
Manchester	NH
White River Junction	VT
Boston	MA
Pittsburgh	PA
Philadelphia	PA
Wilmington	DE
Hartford	CT
New York	NY
Providence	RI
Buffalo	NY
Togus	ME
Cleveland	OH
Manila	PH

Columbia – SC
VA Fiduciary Hub

6437 Garners Ferry Rd.
Columbia, SC 29209
Regional offices served:

Columbia	SC
Winston-Salem	NC
Atlanta	GA
St. Petersburg	FL

Appendix – Pension Management Center Addresses and Regional Offices Served

National Pension Call Center: 1-800-827-1000

Philadelphia – PA
Pension Management Center
5000 Wissahickon Ave.
Philadelphia, PA 19144

This office serves everyone filing for VA burial benefits or VA Dependency and Indemnity Compensation (VA DIC) for surviving spouses, dependents, and parents.

This office serves everyone filing for pension benefits in these locations:

- Alabama
- Connecticut
- Delaware
- District of Columbia
- Florida
- Georgia
- Illinois
- Indiana
- Kentucky
- Maine
- Maryland
- Massachusetts
- Michigan
- Mississippi
- New Hampshire
- New Jersey
- New York
- North Carolina
- Ohio
- Pennsylvania
- Rhode Island
- South Carolina
- Tennessee
- Vermont
- Virginia
- West Virginia
- Wisconsin

Milwaukee – WI
Pension Management Center
5400 West National Ave.
Milwaukee, WI 53214

This office serves everyone filing for VA burial benefits or VA Dependency and Indemnity Compensation (VA DIC) for surviving spouses, dependents, and parents.

This office serves everyone filing for pension benefits in these locations:

- Alabama
- Connecticut
- Delaware
- District of Columbia
- Florida
- Georgia
- Illinois
- Indiana
- Kentucky
- Maine
- Maryland
- Massachusetts
- Michigan
- Mississippi
- New Hampshire
- New Jersey
- New York
- North Carolina
- Ohio
- Pennsylvania
- Rhode Island
- South Carolina
- Tennessee
- Vermont
- Virginia
- West Virginia
- Wisconsin

St. Paul – MN
Pension Management Center
1 Federal Drive
Fort Snelling
St. Paul, MN 55111

This office serves everyone filing for VA burial benefits or VA Dependency and Indemnity Compensation (VA DIC) for surviving spouses, dependents, and parents.

This office serves everyone filing for pension benefits in these locations:

- Alaska
- American Samoa
- Arizona
- Arkansas
- California
- Colorado
- Guam
- Hawaii
- Idaho
- Iowa
- Kansas
- Louisiana
- Minnesota
- Missouri
- Montana
- Nebraska
- Nevada
- New Mexico
- North Dakota
- Northern Mariana Islands
- Oklahoma
- Oregon
- Puerto Rico
- South Dakota
- Texas
- U.S. Virgin Islands
- Utah
- Washington
- Wyoming

Appendix – Maps of Fiduciary Hub and Pension Management Center Jurisdiction

Pension Management Centers

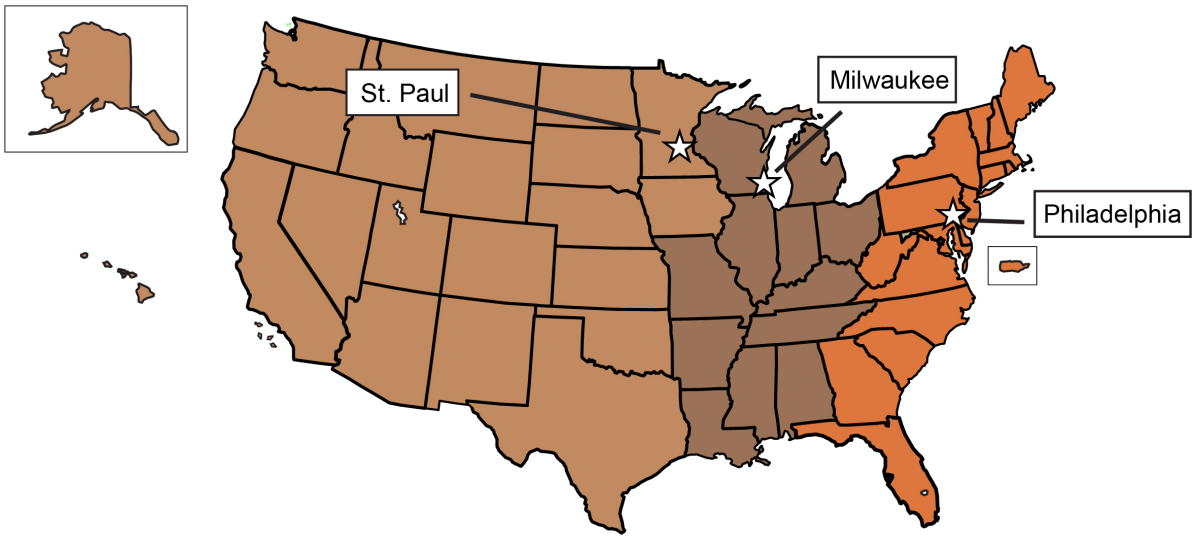

Fiduciary Hubs

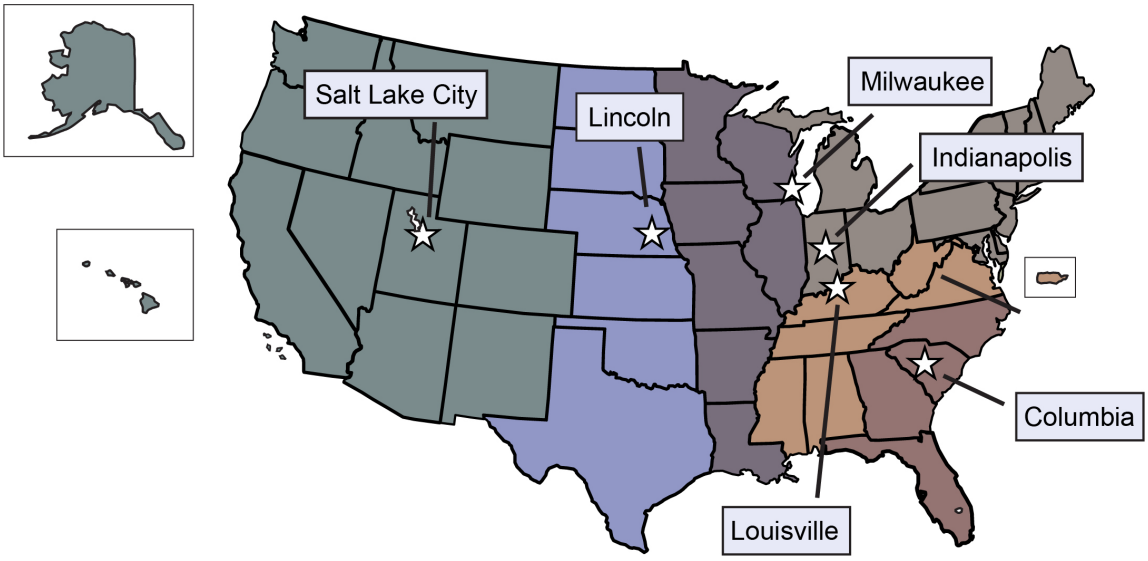

Contact Information

Pension Information:
1-800-827-1000

Fiduciary Information:
1-888-407-0144

Department of Veterans Affairs home page
www.va.gov

Veterans Benefits Administration home page
benefits.va.gov

Pension home page
benefits.va.gov/pension

Fiduciary home page
benefits.va.gov/fiduciary

eBenefits
(Online forms and applications)
www.ebenefits.va.gov

VA | U.S. Department of Veterans Affairs
Veterans Benefits Administration