

VETERANS BENEFITS ADMINISTRATION

Annual Benefits Report

FISCAL YEAR 2021



VA



U.S. Department
of Veterans Affairs

The Fiscal Year 2021 Annual Benefits Report

This section of the report contains general information on all Veterans Benefits Administration programs as well as information previously contained in the appendix sections. Each of the six primary programs has a separate section, identifiable by a unique color scheme and icon. Links to the files for each section are on page 4 or on the Annual Benefits Report website: benefits.va.gov/reports/annual_benefits_report.

**Our mission is to serve as a leading
advocate for Servicemembers,
Veterans, their families and
Survivors, delivering with excellence
Veteran-centered and personalized
benefits and services that honor
their service, assist in their
readjustment, enhance their lives,
and engender their full trust.**



U.S. Department
of Veterans Affairs
Veterans Benefits
Administration



Table of Contents

Table of Contents	3	Louisiana	31
Table of Contents for Each Program's Section	4	Maine	32
Mission, Vision, and VA's Core Values	5	Maryland	33
Mission Statement	5	Massachusetts	34
Vision Statement	5	Michigan	35
I CARE (VA Core Values and Characteristics)	5	Minnesota	36
VA Core Values ("I CARE")	5	Mississippi	37
VA Characteristics:	6	Missouri	38
Purpose and Overview	7	Montana	39
Overview - All Programs	7	Nebraska	40
Total Program Net Outlays (\$millions)	7	Nevada	41
Total Recipients	8	New Hampshire	42
Overview - Compensation	8	New Jersey	43
Overview - Pension and Fiduciary	9	New Mexico	44
Overview - Insurance	9	New York	45
Overview - Home Loan Guaranty	10	North Carolina	46
Overview - Education	10	North Dakota	47
Overview - Veteran Readiness and Employment (VR&E)	11	Ohio	48
Overview - Office of Transition and Economic Development (OTED)	11	Oklahoma	49
Data on Individual States	12	Oregon	50
State Totals	12	Pennsylvania	51
Alabama	13	Rhode Island	52
Alaska	14	South Carolina	53
Arizona	15	South Dakota	54
Arkansas	16	Tennessee	55
California	17	Texas	56
Colorado	18	Utah	57
Connecticut	19	Vermont	58
Delaware	20	Virginia	59
District of Columbia	21	Washington	60
Florida	22	West Virginia	61
Georgia	23	Wisconsin	62
Hawaii	24	Wyoming	63
Idaho	25	Puerto Rico	64
Illinois	26	Philippines	65
Indiana	27	Other Foreign	66
Iowa	28	Regional Office Addresses	229
Kansas	29	District Offices	231
Kentucky	30	Contact Information	231
		Program Jurisdiction Information/Maps	232
		Glossary	234
		Contact Information	241



VA



U.S. Department
of Veterans Affairs
Veterans Benefits
Administration

Table of Contents for Each Program's Section

Each title and icon is a link to the file on the VBA reports website: benefits.va.gov/reports/ABR

Compensation

Program Descriptions	67
Quick Reference	70
Compensation Veteran Data	74
Dependency and Indemnity Compensation (DIC) Data	114
Contact Information	118



Pension and Fiduciary

Program Descriptions	119
Quick Reference	124
Veterans Pension Data	126
Survivors Pension Data	132
Fiduciary Data	138
Contact Information	142



Education

Program Descriptions	143
Quick Reference	150
Education Program Data	152
Contact Information	160



Life Insurance

Program Descriptions	161
Quick Reference	170
Life Insurance Program Data	175
Contact Information	186



Home Loan Guaranty

Program Descriptions	187
Quick Reference	192
Loan Administration Data	203
Contact Information	204



Veteran Readiness and Employment

Program Descriptions	205
Quick Reference	208
VR&E Program Data	210
Contact Information	218



Transition and Economic Development

Program Descriptions	219
Quick Reference	225
Contact Information	228



VETERANS BENEFITS ADMINISTRATION

Mission, Vision, and VA's Core Values

The Veterans Benefits Administration is one of three Administrations forming the U.S. Department of Veterans Affairs. VBA offers a wide range of benefits to our Nation's Veterans, Servicemembers, and their families and survivors.

Mission Statement

The mission of the Veterans Benefits Administration is to serve as a leading advocate for Servicemembers, Veterans, their families and Survivors, delivering with excellence Veteran-centered and personalized benefits and services that honor their service, assist in their readjustment, enhance their lives, and engender their full trust.

Vision Statement

Our vision is to fulfill our Nation's promise to those who serve by delivering the benefits and services they have earned to enable full, independent, and productive lives.

I CARE (VA Core Values and Characteristics)

VA Core Values and Characteristics are applied universally across all of VA and define "who we are." VA's Characteristics define "what we stand for," and help guide how we will perform our core mission; they shape our strategy, and influence resource allocation and other important decisions made within VA.

VA Core Values ("I CARE")

Integrity: Act with high moral principle. Adhere to the highest professional standards. Maintain the trust and confidence of all with whom I engage.

Commitment: Work diligently to serve Veterans and other beneficiaries. Be driven by an earnest belief in VA's mission. Fulfill my individual responsibilities and organizational responsibilities.

Advocacy: Be truly Veteran-centric by identifying, fully considering, and appropriately advancing the interests of Veterans and other beneficiaries.

Respect: Treat all those I serve and with whom I work with dignity and respect. Show respect to earn it.

Excellence: Strive for the highest quality and continuous improvement. Be thoughtful and decisive in leadership, accountable for my actions, willing to admit mistakes, and rigorous in correcting them.



VA



U.S. Department
of Veterans Affairs
Veterans Benefits
Administration

VA Characteristics:

Trustworthy: VA earns the trust of those it serves – every day – through the actions of all employees.

Accessible: VA engages and welcomes Veterans and other beneficiaries, facilitating their use of the entire array of its services. Each interaction will be positive and productive

Quality: VA provides the highest standard of care and services to Veterans and beneficiaries while managing the cost of its programs and being efficient stewards of all resources entrusted to it by the American people.

Innovative: VA prizes curiosity and initiative, encourages creative contributions from all employees, seeks continuous improvement, and adapts to remain at the forefront in knowledge, proficiency, and capability to deliver the highest standard of care and services.

Agile: VA anticipates and adapts quickly to current challenges and new requirements by continuously assessing the environment in which it operates and devising solutions to better serve Veterans, other beneficiaries, and Servicemembers.

Integrated: VA links care and services across the Department; other federal, state, and local agencies; partners; and Veterans Services Organizations to provide useful and understandable programs to Veterans and other beneficiaries. VA's relationship with the Department of Defense is unique, and VA will nurture it for the benefit of Veterans and Servicemembers.

Purpose and Overview

Purpose of VBA's Annual Benefits Report

The Annual Benefits Report (ABR) summarizes the benefit programs delivered by VBA, identifies the current level of program participation, and profiles the beneficiaries. The report is intended to accomplish the following:

- Present a clear, complete, data-driven picture of the extent to which Veterans and their dependents use these benefits, and
- Provide insights into the nature of the benefit programs.

A complete discussion of VBA's performance in administering these programs is contained in the Department's FY 2022 / FY 2020 Annual Performance Plan and Report (APP&R). The document brings together results from past years and program goals and objectives, and can be accessed through this electronic link:

<https://www.va.gov/performance/>.

The VA Strategic Plan FY 2018 – 2024 can be found on the Department's Web site:

<https://www.va.gov/oei/docs/VA2018-2024strategicPlan.pdf>.

Veterans Benefits Overview

The Veterans Benefits Administration is one of three administrations comprising the Department of Veterans Affairs. VBA is responsible for administering and delivering an array of federally authorized benefits and services to eligible Veterans and their dependents and survivors. With annual expenditures of \$129 billion, VBA programs have a sweeping impact not only on the Veteran community, but also on the whole of American society. These are programs that touch millions of lives in fundamental ways. Benefits and services administered by VBA fall under six major program areas: Compensation, Pension and Fiduciary, Education, Insurance, Home Loan Guaranty, and Veteran Readiness and Employment. To administer these programs, VBA spent approximately \$3.0 billion during fiscal year 2021.

Overview – All Programs

Total Program Net Outlays (\$millions)

Compensation	\$111,765
Pension and Burial	\$4,462
Education	\$10,359
Insurance	\$130
Home Loan Guaranty	\$668
Veteran Readiness and Employment (VR&E)	\$1,427
Transition and Economic Development	\$110
Total	\$128,921



VA



U.S. Department
of Veterans Affairs
Veterans Benefits
Administration

Total Recipients

Compensation – Number of service-connected compensation and DIC benefit recipients at the end of fiscal year 2021	5,686,011
Pension – Number of non-service-connected disability Veteran and survivor pension recipients at the end of fiscal year 2021	334,576
Fiduciary – Number of beneficiaries who received services from VA's fiduciary program during fiscal year 2021	121,004
Education – Number of beneficiaries participating in education programs during fiscal year 2021	836,834
Insurance – Number of lives insured at the end of fiscal year 2021	5,705,017
Home Loan Guaranty – Number of loans guaranteed during fiscal year 2021	1,441,745
Veteran Readiness and Employment – Number of participants during fiscal year 2021	125,144

Overview – Compensation



New compensation recipients and estimated annual payments – during FY 2021

Benefit program	Number of recipients	Estimated average individual amount paid annually	Estimated total amount paid annually
Veterans Compensation	280,698	\$13,224	\$3.71 Billion
Survivors DIC ¹	39,103	\$17,400	\$680.4 Million
Total:	319,801	\$13,734	\$4.39 Billion

All compensation recipients and payments – end of FY 2021

Benefit program	Number of recipients	Estimated average individual amount paid annually	Estimated total amount paid annually
Veterans Compensation	5,225,420	\$18,858	\$98.54 Billion
Survivors DIC	460,591	\$17,161	\$7.90 Billion
Total:	5,686,011	\$18,721	\$106.45 Billion

¹ Dependency and Indemnity Compensation and Death Compensation



U.S. Department
of Veterans Affairs
Veterans Benefits
Administration



Overview – Pension and Fiduciary



New pension recipients and estimated annual payments - during FY 2021

Benefit program	Number of recipients	Estimated average individual amount paid annually	Estimated total amount paid annually
Veterans Pension	13,278	\$17,503	\$232.41 Million
Survivors Pension ²	17,627	\$12,339	\$217.51 Million
Total	30,905	\$14,558	\$449.92 Million

All pension recipients and payments – end of FY 2021

Benefit program	Number of recipients	Estimated average individual amount paid annually	Estimated total amount paid annually
Veterans Pension	194,712	\$12,683	\$2.47 Billion
Survivors Pension	139,864	\$9,386	\$1.31 Billion
Total	334,576	\$11,305	\$3.78 Billion

Number of beneficiaries who received services from VA's fiduciary program during FY 2021: **121,004**

Overview – Insurance



Number of lives insured at the end of FY 2021 by program type

Program	Number of lives
Administered Programs for Veterans	385,813
Veterans' Mortgage Life Insurance	2,479
Veterans' Group Life Insurance	440,225
Servicemembers' Group Life Insurance	2,239,500
Servicemembers' Group Life Insurance Family Coverage (spouses and children)	2,637,000
Total lives insured	5,705,017

Amount of benefits paid during FY 2021 by payment type

Payment type	Amount paid
Death awards	\$1,850,098,846
Dividends	\$26,831,837
Loans	\$20,738,000
Matured endowments	\$108,267,832
Cash surrenders	\$27,991,977
Disability claims	\$1,740,091
Total	\$2,035,668,583

² The term "Survivors" includes surviving spouses and surviving children.



VA



U.S. Department
of Veterans Affairs
Veterans Benefits
Administration

Overview – Home Loan Guaranty



Fiscal year 2021 Home Loan Guaranty program highlights

Loans guaranteed	1,441,745
Interest rate reduction loans	831,824
Total loan amount	\$447,192,001,813
Average amount per loan	\$310,174

Overview – Education



Education program beneficiaries and payments

Program	Beneficiaries	Payments (\$'000)
Post-9/11 GI Bill	610,009	\$9,141,053
Montgomery GI Bill - Active Duty (MGIB-AD)	21,356	\$169,554
Montgomery GI Bill - Selected Reserve (MGIB-SR)	37,071	\$98,143
Reserve Educational Assistance Program (REAP)	0	\$0
Survivors and Dependents Educational Assistance (DEA)	167,567	\$1,118,540
Post-Vietnam Era Veterans Educational Assistance Program (VEAP)	831	\$756
Total	836,834	\$10,528,046

Education program acronyms

POST 9/11	Post-9/11 Veterans Educational Assistance Program (Post-9/11 GI Bill)
MGIB-AD	All-Volunteer Force Educational Assistance Program (Montgomery GI Bill - Active Duty)
MGIB-SR	Educational Assistance for Members of the Selected Reserve (Montgomery GI Bill - Selected Reserve)
REAP	Reserve Educational Assistance Program
DEA	Survivors and Dependents Educational Assistance
VEAP	Post-Vietnam Era Veterans Educational Assistance Program

These acronyms are provided as a guide to the education program descriptions in the state data on the following pages. For information on each of the programs above refer to the [Education section](#).



U.S. Department
of Veterans Affairs
Veterans Benefits
Administration



Overview – Veteran Readiness and Employment (VR&E)



Veteran Readiness and Employment participants FY 2021

Status	Total
Total applicants	92,247
Eligible applicants	69,924
Completed evaluation (including prior year carry over)	60,910
Entitled applicants (including prior year carry over)	50,894
Entitled applicants (2021 only)	40,287
New plans of service (enrollments)	32,928
Participants	125,144
Rehabilitated	11,888

Overview – Office of Transition and Economic Development (OTED)



OTED Programs in FY2021

Programs		Total
Transition Assistance Program	Attendance	172,830
	Events	60,371
VA Solid Start	Veterans served	257,039
	Veterans Successfully Contacted	149,498
	Veterans served - Veterans with mental health appointment prior to leaving service.	32,332
	Veterans Successfully Contacted - Veterans with mental health appointment prior to leaving service.	24,233
PCPG (Chapter 36) Cases	Total Applications	7,826
	Applications Counseled	2,641



VA



U.S. Department
of Veterans Affairs
Veterans Benefits
Administration

State Totals

Estimated total Veteran population: 19,162,490



Compensation³ – Veterans on the rolls at the end of FY 2021

Number of Veterans ⁴		Estimated total amount paid monthly	Estimated total amount paid annually
5,225,420		\$8,211,948,067	\$98,543,376,806
Age 34 and under	Age 35 through 54	Age 55 through 74	Age 75 and over
590,578	1,669,020	2,136,658	828,913



Pension³ – Veterans on the rolls at the end of FY 2021

Number of Veterans ⁵		Estimated total amount paid monthly	Estimated total amount paid annually
194,712		\$205,800,793	\$2,469,609,515
Age 34 and under	Age 35 through 64	Age 65 through 74	Age 75 and over
408	20,070	98,813	75,415



Education – Participants by program during FY 2021

MGIB-AD	MGIB-SR	DEA	VEAP	REAP	Post 9/11	Total participants
17,083	36,688	167,083	0	0	615,340	836,194



Insurance

Life insurance payments during FY 21	Total face value of insurance at the end of FY 21	Total number of policies at the end of FY 21
\$1,117,554,869	\$5,341,720,123	432,290



Home Loan Guaranty – Loans guaranteed during FY 2021

Number of loans	Total amount of loans
1,441,745	\$447,192,001,813



Veteran Readiness and Employment – Participants during FY 2021

Total applicants	Number of new plans of service (enrollments)	Number of entitled applicants	Number of program participants	Number of Veterans rehabilitated through independent living	Number of Veterans rehabilitated by obtaining suitable employment
92,247	32,892	50,894	125,144	11,888	10,651

³ State and age breakout numbers may not add up to the total number of Veterans because some Veterans are unidentifiable by state and/or by age.

⁴ Total includes 12,166 Veterans and \$238,202,485 in compensation benefits unidentifiable by state.

⁵ Veterans pension only. Total includes 343 Veterans and \$4,070,242 in pension benefits unidentifiable by state



U.S. Department
of Veterans Affairs
Veterans Benefits
Administration



Estimated total Veteran
population: 357,520

Alabama



Compensation – Veterans on the rolls at the end of FY 2021

Number of Veterans		Estimated total amount paid monthly	Estimated total amount paid annually
115,059		\$195,825,321	\$2,349,903,854
Age 34 and under	Age 35 through 54	Age 55 through 74	Age 75 and over
9,804	36,552	52,542	16,158



Pension – Veterans on the rolls at the end of FY 2021

Number of Veterans		Estimated total amount paid monthly	Estimated total amount paid annually
5,277		\$5,526,993	\$66,323,914
Age 34 and under	Age 35 through 64	Age 65 through 74	Age 75 and over
14	536	2,783	1,944



Education – Participants by program during FY 2021

MGIB-AD	MGIB-SR	DEA	VEAP	REAP	Post 9/11	Total participants
394	1,156	6,933	0	0	11,722	20,205



Insurance

Life insurance payments during FY 2021	Total face value of insurance at the end of FY 2021	Total number of policies at the end of FY 2021
\$22,891,459	\$109,417,238	9,330



Home Loan Guaranty – Loans guaranteed during FY 2021

Number of loans	Total amount of loans
29,294	\$7,252,734,220



Veteran Readiness and Employment – Participants during FY 2021

Total applicants	Number of new plans of service (enrollments)	Number of entitled applicants	Number of program participants	Number of Veterans rehabilitated through independent living	Number of Veterans rehabilitated by obtaining suitable employment
1,823	622	948	2,548	209	170



VA



**U.S. Department
of Veterans Affairs**
Veterans Benefits
Administration

Alaska

Estimated total Veteran
population: 67,388



Compensation – Veterans on the rolls at the end of FY 2021

Number of Veterans		Estimated total amount paid monthly	Estimated total amount paid annually
21,398		\$31,167,427	\$374,009,122
Age 34 and under	Age 35 through 54	Age 55 through 74	Age 75 and over
2,426	8,329	8,712	1,931



Pension – Veterans on the rolls at the end of FY 2021

Number of Veterans		Estimated total amount paid monthly	Estimated total amount paid annually
233		\$186,597	\$2,239,165
Age 34 and under	Age 35 through 64	Age 65 through 74	Age 75 and over
0	29	148	56



Education – Participants by program during FY 2021

MGIB-AD	MGIB-SR	DEA	VEAP	REAP	Post 9/11	Total participants
23	20	256	0	0	2,092	2,391



Insurance

Life insurance payments during FY 2021	Total face value of insurance at the end of FY 2021	Total number of policies at the end of FY 2021
\$2,074,872	\$9,917,530	799



Home Loan Guaranty – Loans guaranteed during FY 2021

Number of loans	Total amount of loans
7,990	\$2,640,244,408



Veteran Readiness and Employment – Participants during FY 2021

Total applicants	Number of new plans of service (enrollments)	Number of entitled applicants	Number of program participants	Number of Veterans rehabilitated through independent living	Number of Veterans rehabilitated by obtaining suitable employment
476	130	209	540	68	64



U.S. Department
of Veterans Affairs
Veterans Benefits
Administration



Estimated total Veteran
population: 493,453

Arizona



Compensation – Veterans on the rolls at the end of FY 2021

Number of Veterans		Estimated total amount paid monthly	Estimated total amount paid annually
130,234		\$196,502,753	\$2,358,033,040
Age 34 and under	Age 35 through 54	Age 55 through 74	Age 75 and over
16,751	39,882	51,759	21,823



Pension – Veterans on the rolls at the end of FY 2021

Number of Veterans		Estimated total amount paid monthly	Estimated total amount paid annually
4,544		\$4,454,104	\$53,449,245
Age 34 and under	Age 35 through 64	Age 65 through 74	Age 75 and over
9	449	2,405	1,681



Education – Participants by program during FY 2021

MGIB-AD	MGIB-SR	DEA	VEAP	REAP	Post 9/11	Total participants
1,085	648	5,664	0	0	36,718	44,115



Insurance

Life insurance payments during FY 2021	Total face value of insurance at the end of FY 2021	Total number of policies at the end of FY 2021
\$23,873,966	\$114,113,451	9,233



Home Loan Guaranty – Loans guaranteed during FY 2021

Number of loans	Total amount of loans
58,693	\$17,304,528,673



Veteran Readiness and Employment – Participants during FY 2021

Total applicants	Number of new plans of service (enrollments)	Number of entitled applicants	Number of program participants	Number of Veterans rehabilitated through independent living	Number of Veterans rehabilitated by obtaining suitable employment
2,290	596	999	2,084	256	209



VA



**U.S. Department
of Veterans Affairs**
Veterans Benefits
Administration

Arkansas

Estimated total Veteran
population: 195,685



Compensation – Veterans on the rolls at the end of FY 2021

Number of Veterans		Estimated total amount paid monthly	Estimated total amount paid annually
56,035		\$98,767,501	\$1,185,210,012
Age 34 and under	Age 35 through 54	Age 55 through 74	Age 75 and over
4,887	17,425	25,284	8,438



Pension – Veterans on the rolls at the end of FY 2021

Number of Veterans		Estimated total amount paid monthly	Estimated total amount paid annually
2,882		\$3,030,946	\$36,371,347
Age 34 and under	Age 35 through 64	Age 65 through 74	Age 75 and over
11	340	1,544	987



Education – Participants by program during FY 2021

MGIB-AD	MGIB-SR	DEA	VEAP	REAP	Post 9/11	Total participants
95	727	2,169	0	0	3,278	6,269



Insurance

Life insurance payments during FY 2021	Total face value of insurance at the end of FY 2021	Total number of policies at the end of FY 2021
\$12,148,163	\$58,066,131	4,952



Home Loan Guaranty – Loans guaranteed during FY 2021

Number of loans	Total amount of loans
12,396	\$2,654,365,322



Veteran Readiness and Employment – Participants during FY 2021

Total applicants	Number of new plans of service (enrollments)	Number of entitled applicants	Number of program participants	Number of Veterans rehabilitated through independent living	Number of Veterans rehabilitated by obtaining suitable employment
727	314	467	1,054	115	96



U.S. Department
of Veterans Affairs
Veterans Benefits
Administration



Estimated total Veteran
population: 1,615,957

California



Compensation – Veterans on the rolls at the end of FY 2021

Number of Veterans		Estimated total amount paid monthly	Estimated total amount paid annually
434,802		\$684,507,505	\$8,214,090,054
Age 34 and under	Age 35 through 54	Age 55 through 74	Age 75 and over
62,552	142,726	157,438	72,079



Pension – Veterans on the rolls at the end of FY 2021

Number of Veterans		Estimated total amount paid monthly	Estimated total amount paid annually
18,509		\$20,466,153	\$245,593,833
Age 34 and under	Age 35 through 64	Age 65 through 74	Age 75 and over
29	1,506	9,188	7,786



Education – Participants by program during FY 2021

MGIB-AD	MGIB-SR	DEA	VEAP	REAP	Post 9/11	Total participants
1,017	1,108	12,829	0	0	63,360	78,314



Insurance

Life insurance payments during FY 2021	Total face value of insurance at the end of FY 2021	Total number of policies at the end of FY 2021
\$93,619,942	\$447,487,226	34,774



Home Loan Guaranty – Loans guaranteed during FY 2021

Number of loans	Total amount of loans
141,302	\$64,767,341,545



Veteran Readiness and Employment – Participants during FY 2021

Total applicants	Number of new plans of service (enrollments)	Number of entitled applicants	Number of program participants	Number of Veterans rehabilitated through independent living	Number of Veterans rehabilitated by obtaining suitable employment
10,958	4,183	6,534	15,324	1,276	1,145



VA



**U.S. Department
of Veterans Affairs**
Veterans Benefits
Administration

Colorado

Estimated total Veteran
population: 387,617



Compensation – Veterans on the rolls at the end of FY 2021

Number of Veterans		Estimated total amount paid monthly	Estimated total amount paid annually
118,270		\$173,813,647	\$2,085,763,761
Age 34 and under	Age 35 through 54	Age 55 through 74	Age 75 and over
18,261	42,451	41,673	15,876



Pension – Veterans on the rolls at the end of FY 2021

Number of Veterans		Estimated total amount paid monthly	Estimated total amount paid annually
2,796		\$2,924,200	\$35,090,402
Age 34 and under	Age 35 through 64	Age 65 through 74	Age 75 and over
7	320	1,454	1,015



Education – Participants by program during FY 2021

MGIB-AD	MGIB-SR	DEA	VEAP	REAP	Post 9/11	Total participants
447	370	3,209	0	0	20,911	24,937



Insurance

Life insurance payments during FY 2021	Total face value of insurance at the end of FY 2021	Total number of policies at the end of FY 2021
\$17,399,341	\$83,165,857	6,715



Home Loan Guaranty – Loans guaranteed during FY 2021

Number of loans	Total amount of loans
54,004	\$20,025,810,872



Veteran Readiness and Employment – Participants during FY 2021

Total applicants	Number of new plans of service (enrollments)	Number of entitled applicants	Number of program participants	Number of Veterans rehabilitated through independent living	Number of Veterans rehabilitated by obtaining suitable employment
2,491	971	1,498	3,586	444	413



U.S. Department
of Veterans Affairs
Veterans Benefits
Administration



Estimated total Veteran
population: 157,947

Connecticut



Compensation – Veterans on the rolls at the end of FY 2021

Number of Veterans	Estimated total amount paid monthly		Estimated total amount paid annually
30,549	\$41,517,596		\$498,211,147
Age 34 and under	Age 35 through 54	Age 55 through 74	Age 75 and over
3,776	8,962	11,741	6,066



Pension – Veterans on the rolls at the end of FY 2021

Number of Veterans	Estimated total amount paid monthly		Estimated total amount paid annually
1,176	\$1,197,670		\$14,372,040
Age 34 and under	Age 35 through 64	Age 65 through 74	Age 75 and over
7	110	490	569



Education – Participants by program during FY 2021

MGIB-AD	MGIB-SR	DEA	VEAP	REAP	Post 9/11	Total participants
89	450	569	0	0	3,878	4,986



Insurance

Life insurance payments during FY 2021	Total face value of insurance at the end of FY 2021	Total number of policies at the end of FY 2021
\$11,300,759	\$54,015,684	4,137



Home Loan Guaranty – Loans guaranteed during FY 2021

Number of loans	Total amount of loans
7,290	\$2,131,884,901



Veteran Readiness and Employment – Participants during FY 2021

Total applicants	Number of new plans of service (enrollments)	Number of entitled applicants	Number of program participants	Number of Veterans rehabilitated through independent living	Number of Veterans rehabilitated by obtaining suitable employment
587	266	355	1,113	105	98



VA



**U.S. Department
of Veterans Affairs**
Veterans Benefits
Administration

Delaware

Estimated total Veteran
population: 68,850



Compensation – Veterans on the rolls at the end of FY 2021

Number of Veterans		Estimated total amount paid monthly		Estimated total amount paid annually	
15,777		\$24,533,405		\$294,400,860	
Age 34 and under	Age 35 through 54	Age 55 through 74		Age 75 and over	
1,278	4,403	7,583		2,511	



Pension – Veterans on the rolls at the end of FY 2021

Number of Veterans		Estimated total amount paid monthly		Estimated total amount paid annually	
324		\$326,958		\$3,923,497	
Age 34 and under	Age 35 through 64	Age 65 through 74		Age 75 and over	
1	36	169		118	



Education – Participants by program during FY 2021

MGIB-AD	MGIB-SR	DEA	VEAP	REAP	Post 9/11	Total participants
21	126	330	0	0	1,445	1,922



Insurance

Life insurance payments during FY 2021	Total face value of insurance at the end of FY 2021	Total number of policies at the end of FY 2021
\$3,708,172	\$17,724,425	1,532



Home Loan Guaranty – Loans guaranteed during FY 2021

Number of loans	Total amount of loans
5,921	\$1,693,367,585



Veteran Readiness and Employment – Participants during FY 2021

Total applicants	Number of new plans of service (enrollments)	Number of entitled applicants	Number of program participants	Number of Veterans rehabilitated through independent living	Number of Veterans rehabilitated by obtaining suitable employment
197	46	89	194	32	32



U.S. Department
of Veterans Affairs
Veterans Benefits
Administration



Estimated total Veteran
population: 28,286

District of Columbia



Compensation – Veterans on the rolls at the end of FY 2021

Number of Veterans		Estimated total amount paid monthly		Estimated total amount paid annually	
5,872		\$8,530,249		\$102,362,986	
Age 34 and under	Age 35 through 54	Age 55 through 74		Age 75 and over	
815	2,258	2,060		739	



Pension – Veterans on the rolls at the end of FY 2021

Number of Veterans		Estimated total amount paid monthly		Estimated total amount paid annually	
453		\$396,405		\$4,756,858	
Age 34 and under	Age 35 through 64	Age 65 through 74		Age 75 and over	
1	44	283		125	



Education – Participants by program during FY 2021

MGIB-AD	MGIB-SR	DEA	VEAP	REAP	Post 9/11	Total participants
76	52	858	0	0	7,174	8,160



Insurance

Life insurance payments during FY 2021	Total face value of insurance at the end of FY 2021	Total number of policies at the end of FY 2021
\$1,436,680	\$6,867,085	563



Home Loan Guaranty – Loans guaranteed during FY 2021

Number of loans	Total amount of loans
1,843	\$1,135,658,202



Veteran Readiness and Employment – Participants during FY 2021

Total applicants	Number of new plans of service (enrollments)	Number of entitled applicants	Number of program participants	Number of Veterans rehabilitated through independent living	Number of Veterans rehabilitated by obtaining suitable employment
139	40	67	182	12	12



VA



**U.S. Department
of Veterans Affairs**
Veterans Benefits
Administration

Florida

Estimated total Veteran population: 1,492,176



Compensation – Veterans on the rolls at the end of FY 2021

Number of Veterans		Estimated total amount paid monthly		Estimated total amount paid annually	
421,597		\$655,610,921		\$7,867,331,055	
Age 34 and under	Age 35 through 54	Age 55 through 74		Age 75 and over	
42,687	126,885	180,769		71,250	



Pension – Veterans on the rolls at the end of FY 2021

Number of Veterans		Estimated total amount paid monthly		Estimated total amount paid annually	
16,858		\$19,347,732		\$232,172,788	
Age 34 and under	Age 35 through 64	Age 65 through 74		Age 75 and over	
64	1,849	7,857		7,088	



Education – Participants by program during FY 2021

MGIB-AD	MGIB-SR	DEA	VEAP	REAP	Post 9/11	Total participants
867	1,240	12,031	0	0	45,844	59,982



Insurance

Life insurance payments during FY 2021	Total face value of insurance at the end of FY 2021	Total number of policies at the end of FY 2021
\$94,281,107	\$450,647,479	35,892



Home Loan Guaranty – Loans guaranteed during FY 2021

Number of loans	Total amount of loans
120,965	\$35,188,096,073



Veteran Readiness and Employment – Participants during FY 2021

Total applicants	Number of new plans of service (enrollments)	Number of entitled applicants	Number of program participants	Number of Veterans rehabilitated through independent living	Number of Veterans rehabilitated by obtaining suitable employment
7,913	2,318	4,090	9,462	977	877



U.S. Department
of Veterans Affairs
Veterans Benefits
Administration



Estimated total Veteran
population: 689,274

Georgia



Compensation – Veterans on the rolls at the end of FY 2021

Number of Veterans		Estimated total amount paid monthly	Estimated total amount paid annually
223,234		\$382,478,903	\$4,589,746,841
Age 34 and under	Age 35 through 54	Age 55 through 74	Age 75 and over
26,502	76,858	93,565	26,297



Pension – Veterans on the rolls at the end of FY 2021

Number of Veterans		Estimated total amount paid monthly	Estimated total amount paid annually
7,178		\$7,776,008	\$93,312,097
Age 34 and under	Age 35 through 64	Age 65 through 74	Age 75 and over
22	967	3,848	2,341



Education – Participants by program during FY 2021

MGIB-AD	MGIB-SR	DEA	VEAP	REAP	Post 9/11	Total participants
482	1,374	9,940	0	0	20,150	31,946



Insurance

Life insurance payments during FY 2021	Total face value of insurance at the end of FY 2021	Total number of policies at the end of FY 2021
\$44,368,526	\$212,073,927	17,827



Home Loan Guaranty – Loans guaranteed during FY 2021

Number of loans	Total amount of loans
64,135	\$16,725,073,537



Veteran Readiness and Employment – Participants during FY 2021

Total applicants	Number of new plans of service (enrollments)	Number of entitled applicants	Number of program participants	Number of Veterans rehabilitated through independent living	Number of Veterans rehabilitated by obtaining suitable employment
5,110	1,258	2,260	4,820	389	330



VA



**U.S. Department
of Veterans Affairs**
Veterans Benefits
Administration

Hawaii

Estimated total Veteran population: 112,756



Compensation – Veterans on the rolls at the end of FY 2021

Number of Veterans		Estimated total amount paid monthly		Estimated total amount paid annually	
31,383		\$47,347,305		\$568,167,654	
Age 34 and under	Age 35 through 54	Age 55 through 74		Age 75 and over	
3,322	10,091	12,509		5,458	



Pension – Veterans on the rolls at the end of FY 2021

Number of Veterans		Estimated total amount paid monthly		Estimated total amount paid annually	
539		\$461,655		\$5,539,855	
Age 34 and under	Age 35 through 64	Age 65 through 74		Age 75 and over	
1	39	332		167	



Education – Participants by program during FY 2021

MGIB-AD	MGIB-SR	DEA	VEAP	REAP	Post 9/11	Total participants
33	89	499	0	0	4,526	5,147



Insurance

Life insurance payments during FY 2021	Total face value of insurance at the end of FY 2021	Total number of policies at the end of FY 2021
\$8,997,563	\$43,006,803	3,080



Home Loan Guaranty – Loans guaranteed during FY 2021

Number of loans	Total amount of loans
12,913	\$7,595,416,844



Veteran Readiness and Employment – Participants during FY 2021

Total applicants	Number of new plans of service (enrollments)	Number of entitled applicants	Number of program participants	Number of Veterans rehabilitated through independent living	Number of Veterans rehabilitated by obtaining suitable employment
1,136	512	732	1,740	148	136



U.S. Department
of Veterans Affairs
Veterans Benefits
Administration



Estimated total Veteran
population: 122,535

Idaho



Compensation – Veterans on the rolls at the end of FY 2021

Number of Veterans		Estimated total amount paid monthly	Estimated total amount paid annually
37,108		\$52,788,899	\$633,466,784
Age 34 and under	Age 35 through 54	Age 55 through 74	Age 75 and over
4,376	11,744	14,843	6,139



Pension – Veterans on the rolls at the end of FY 2021

Number of Veterans		Estimated total amount paid monthly	Estimated total amount paid annually
1,125		\$1,098,147	\$13,177,769
Age 34 and under	Age 35 through 64	Age 65 through 74	Age 75 and over
1	106	538	480



Education – Participants by program during FY 2021

MGIB-AD	MGIB-SR	DEA	VEAP	REAP	Post 9/11	Total participants
83	247	801	0	0	2,865	3,996



Insurance

Life insurance payments during FY 2021	Total face value of insurance at the end of FY 2021	Total number of policies at the end of FY 2021
\$5,313,639	\$25,398,279	2,047



Home Loan Guaranty – Loans guaranteed during FY 2021

Number of loans	Total amount of loans
12,916	\$3,942,743,776



Veteran Readiness and Employment – Participants during FY 2021

Total applicants	Number of new plans of service (enrollments)	Number of entitled applicants	Number of program participants	Number of Veterans rehabilitated through independent living	Number of Veterans rehabilitated by obtaining suitable employment
484	185	294	661	74	72



VA



**U.S. Department
of Veterans Affairs**
Veterans Benefits
Administration

Illinois

Estimated total Veteran
population: 591,267



Compensation – Veterans on the rolls at the end of FY 2021

Number of Veterans		Estimated total amount paid monthly	Estimated total amount paid annually
110,154		\$172,228,484	\$2,066,741,813
Age 34 and under	Age 35 through 54	Age 55 through 74	Age 75 and over
13,595	35,070	44,202	17,284



Pension – Veterans on the rolls at the end of FY 2021

Number of Veterans		Estimated total amount paid monthly	Estimated total amount paid annually
5,563		\$5,837,911	\$70,054,927
Age 34 and under	Age 35 through 64	Age 65 through 74	Age 75 and over
9	532	2,911	2,111



Education – Participants by program during FY 2021

MGIB-AD	MGIB-SR	DEA	VEAP	REAP	Post 9/11	Total participants
812	2,060	2,946	0	0	13,022	18,840



Insurance

Life insurance payments during FY 2021	Total face value of insurance at the end of FY 2021	Total number of policies at the end of FY 2021
\$35,604,570	\$170,183,723	12,484



Home Loan Guaranty – Loans guaranteed during FY 2021

Number of loans	Total amount of loans
26,304	\$6,525,027,603



Veteran Readiness and Employment – Participants during FY 2021

Total applicants	Number of new plans of service (enrollments)	Number of entitled applicants	Number of program participants	Number of Veterans rehabilitated through independent living	Number of Veterans rehabilitated by obtaining suitable employment
1,447	472	729	1,599	158	145

Estimated total Veteran
population: 402,386

Indiana



Compensation – Veterans on the rolls at the end of FY 2021

Number of Veterans		Estimated total amount paid monthly		Estimated total amount paid annually	
98,107		\$119,366,041		\$1,432,392,487	
Age 34 and under	Age 35 through 54	Age 55 through 74		Age 75 and over	
9,753	27,564	43,541		17,244	



Pension – Veterans on the rolls at the end of FY 2021

Number of Veterans		Estimated total amount paid monthly		Estimated total amount paid annually	
3,363		\$3,823,124		\$45,877,489	
Age 34 and under	Age 35 through 64	Age 65 through 74		Age 75 and over	
6	398	1,560		1,399	



Education – Participants by program during FY 2021

MGIB-AD	MGIB-SR	DEA	VEAP	REAP	Post 9/11	Total participants
474	877	2,081	0	0	11,133	14,565



Insurance

Life insurance payments during FY 2021	Total face value of insurance at the end of FY 2021	Total number of policies at the end of FY 2021
\$15,875,699	\$75,883,114	6,157



Home Loan Guaranty – Loans guaranteed during FY 2021

Number of loans	Total amount of loans
22,509	\$4,865,199,475



Veteran Readiness and Employment – Participants during FY 2021

Total applicants	Number of new plans of service (enrollments)	Number of entitled applicants	Number of program participants	Number of Veterans rehabilitated through independent living	Number of Veterans rehabilitated by obtaining suitable employment
1,097	441	603	1,783	187	170



VA



**U.S. Department
of Veterans Affairs**
Veterans Benefits
Administration



Compensation – Veterans on the rolls at the end of FY 2021

Number of Veterans		Estimated total amount paid monthly		Estimated total amount paid annually	
44,730		\$56,044,741		\$672,536,886	
Age 34 and under	Age 35 through 54	Age 55 through 74		Age 75 and over	
4,300	12,067	19,419		8,938	



Pension – Veterans on the rolls at the end of FY 2021

Number of Veterans		Estimated total amount paid monthly		Estimated total amount paid annually	
1,847		\$1,804,373		\$21,652,474	
Age 34 and under	Age 35 through 64	Age 65 through 74		Age 75 and over	
2	178	908		759	



Education – Participants by program during FY 2021

MGIB-AD	MGIB-SR	DEA	VEAP	REAP	Post 9/11	Total participants
92	974	899	0	0	3,863	5,828



Insurance

Life insurance payments during FY 2021	Total face value of insurance at the end of FY 2021	Total number of policies at the end of FY 2021
\$10,528,824	\$50,325,969	3,498



Home Loan Guaranty – Loans guaranteed during FY 2021

Number of loans	Total amount of loans
7,943	\$1,784,813,449



Veteran Readiness and Employment – Participants during FY 2021

Total applicants	Number of new plans of service (enrollments)	Number of entitled applicants	Number of program participants	Number of Veterans rehabilitated through independent living	Number of Veterans rehabilitated by obtaining suitable employment
386	227	268	1,005	127	121

Estimated total Veteran
population: 192,963

Kansas



Compensation – Veterans on the rolls at the end of FY 2021

Number of Veterans		Estimated total amount paid monthly		Estimated total amount paid annually	
43,653		\$65,438,162		\$785,257,942	
Age 34 and under	Age 35 through 54	Age 55 through 74		Age 75 and over	
4,931	14,482	17,799		6,438	



Pension – Veterans on the rolls at the end of FY 2021

Number of Veterans		Estimated total amount paid monthly		Estimated total amount paid annually	
1,680		\$1,735,530		\$20,826,363	
Age 34 and under	Age 35 through 64	Age 65 through 74		Age 75 and over	
3	169	835		673	



Education – Participants by program during FY 2021

MGIB-AD	MGIB-SR	DEA	VEAP	REAP	Post 9/11	Total participants
282	438	1,571	0	0	6,450	8,741



Insurance

Life insurance payments during FY 2021	Total face value of insurance at the end of FY 2021	Total number of policies at the end of FY 2021
\$8,439,449	\$40,339,117	3,162



Home Loan Guaranty – Loans guaranteed during FY 2021

Number of loans	Total amount of loans
11,158	\$2,565,873,544



Veteran Readiness and Employment – Participants during FY 2021

Total applicants	Number of new plans of service (enrollments)	Number of entitled applicants	Number of program participants	Number of Veterans rehabilitated through independent living	Number of Veterans rehabilitated by obtaining suitable employment
722	300	430	928	108	101



VA



**U.S. Department
of Veterans Affairs**
Veterans Benefits
Administration

Kentucky

Estimated total Veteran
population: 284,803



Compensation – Veterans on the rolls at the end of FY 2021

Number of Veterans		Estimated total amount paid monthly		Estimated total amount paid annually	
72,180		\$109,891,816		\$1,318,701,790	
Age 34 and under	Age 35 through 54	Age 55 through 74		Age 75 and over	
6,451	22,215	32,146		11,367	



Pension – Veterans on the rolls at the end of FY 2021

Number of Veterans		Estimated total amount paid monthly		Estimated total amount paid annually	
3,420		\$3,558,027		\$42,696,324	
Age 34 and under	Age 35 through 64	Age 65 through 74		Age 75 and over	
8	413	1,813		1,186	



Education – Participants by program during FY 2021

MGIB-AD	MGIB-SR	DEA	VEAP	REAP	Post 9/11	Total participants
152	887	2,632	0	0	5,734	9,405



Insurance

Life insurance payments during FY 2021	Total face value of insurance at the end of FY 2021	Total number of policies at the end of FY 2021
\$13,605,859	\$65,033,669	5,447



Home Loan Guaranty – Loans guaranteed during FY 2021

Number of loans	Total amount of loans
15,911	\$3,579,289,912



Veteran Readiness and Employment – Participants during FY 2021

Total applicants	Number of new plans of service (enrollments)	Number of entitled applicants	Number of program participants	Number of Veterans rehabilitated through independent living	Number of Veterans rehabilitated by obtaining suitable employment
1,022	517	743	1,742	159	144



U.S. Department
of Veterans Affairs
Veterans Benefits
Administration



Estimated total Veteran
population: 282,998

Louisiana



Compensation – Veterans on the rolls at the end of FY 2021

Number of Veterans		Estimated total amount paid monthly	Estimated total amount paid annually
70,846		\$117,076,277	\$1,404,915,319
Age 34 and under	Age 35 through 54	Age 55 through 74	Age 75 and over
6,399	24,050	29,574	10,822



Pension – Veterans on the rolls at the end of FY 2021

Number of Veterans		Estimated total amount paid monthly	Estimated total amount paid annually
4,171		\$4,301,292	\$51,615,507
Age 34 and under	Age 35 through 64	Age 65 through 74	Age 75 and over
5	512	2,363	1,291



Education – Participants by program during FY 2021

MGIB-AD	MGIB-SR	DEA	VEAP	REAP	Post 9/11	Total participants
109	1,055	3,196	0	0	5,413	9,773



Insurance

Life insurance payments during FY 2021	Total face value of insurance at the end of FY 2021	Total number of policies at the end of FY 2021
\$16,686,776	\$79,759,919	6,586



Home Loan Guaranty – Loans guaranteed during FY 2021

Number of loans	Total amount of loans
15,341	\$3,725,739,528



Veteran Readiness and Employment – Participants during FY 2021

Total applicants	Number of new plans of service (enrollments)	Number of entitled applicants	Number of program participants	Number of Veterans rehabilitated through independent living	Number of Veterans rehabilitated by obtaining suitable employment
1,229	347	468	1,197	106	94



VA



**U.S. Department
of Veterans Affairs**
Veterans Benefits
Administration

Maine

Estimated total Veteran
population: 106,832



Compensation – Veterans on the rolls at the end of FY 2021

Number of Veterans		Estimated total amount paid monthly		Estimated total amount paid annually	
30,277		\$50,299,274		\$603,591,293	
Age 34 and under	Age 35 through 54	Age 55 through 74		Age 75 and over	
2,569	8,339	13,616		5,752	



Pension – Veterans on the rolls at the end of FY 2021

Number of Veterans		Estimated total amount paid monthly		Estimated total amount paid annually	
1,075		\$954,453		\$11,453,442	
Age 34 and under	Age 35 through 64	Age 65 through 74		Age 75 and over	
5	124	624		322	



Education – Participants by program during FY 2021

MGIB-AD	MGIB-SR	DEA	VEAP	REAP	Post 9/11	Total participants
41	139	811	0	0	1,768	2,759



Insurance

Life insurance payments during FY 2021	Total face value of insurance at the end of FY 2021	Total number of policies at the end of FY 2021
\$6,934,940	\$33,147,822	2,805



Home Loan Guaranty – Loans guaranteed during FY 2021

Number of loans	Total amount of loans
5,176	\$1,261,921,818



Veteran Readiness and Employment – Participants during FY 2021

Total applicants	Number of new plans of service (enrollments)	Number of entitled applicants	Number of program participants	Number of Veterans rehabilitated through independent living	Number of Veterans rehabilitated by obtaining suitable employment
353	176	231	655	68	60

Estimated total Veteran
population: 377,772

Maryland



Compensation – Veterans on the rolls at the end of FY 2021

Number of Veterans		Estimated total amount paid monthly		Estimated total amount paid annually	
97,855		\$155,274,985		\$1,863,299,822	
Age 34 and under	Age 35 through 54	Age 55 through 74		Age 75 and over	
10,331	37,522	39,569		10,425	



Pension – Veterans on the rolls at the end of FY 2021

Number of Veterans		Estimated total amount paid monthly		Estimated total amount paid annually	
2,273		\$2,431,308		\$29,175,701	
Age 34 and under	Age 35 through 64	Age 65 through 74		Age 75 and over	
5	222	1,159		887	



Education – Participants by program during FY 2021

MGIB-AD	MGIB-SR	DEA	VEAP	REAP	Post 9/11	Total participants
511	338	2,614	0	0	19,872	23,335



Insurance

Life insurance payments during FY 2021	Total face value of insurance at the end of FY 2021	Total number of policies at the end of FY 2021
\$19,841,472	\$94,838,824	7,504



Home Loan Guaranty – Loans guaranteed during FY 2021

Number of loans	Total amount of loans
43,404	\$17,018,586,464



Veteran Readiness and Employment – Participants during FY 2021

Total applicants	Number of new plans of service (enrollments)	Number of entitled applicants	Number of program participants	Number of Veterans rehabilitated through independent living	Number of Veterans rehabilitated by obtaining suitable employment
2,113	730	1,049	2,769	241	220



VA



**U.S. Department
of Veterans Affairs**
Veterans Benefits
Administration

Massachusetts

Estimated total Veteran population: 305,707



Compensation – Veterans on the rolls at the end of FY 2021

Number of Veterans		Estimated total amount paid monthly	Estimated total amount paid annually
68,606		\$99,749,415	\$1,196,992,982
Age 34 and under	Age 35 through 54	Age 55 through 74	Age 75 and over
8,160	17,221	26,824	16,398



Pension – Veterans on the rolls at the end of FY 2021

Number of Veterans		Estimated total amount paid monthly	Estimated total amount paid annually
2,241		\$2,241,029	\$26,892,349
Age 34 and under	Age 35 through 64	Age 65 through 74	Age 75 and over
1	152	1,111	977



Education – Participants by program during FY 2021

MGIB-AD	MGIB-SR	DEA	VEAP	REAP	Post 9/11	Total participants
83	715	1,285	0	0	8,436	10,519



Insurance

Life insurance payments during FY 2021	Total face value of insurance at the end of FY 2021	Total number of policies at the end of FY 2021
\$21,215,156	\$101,404,798	8,329



Home Loan Guaranty – Loans guaranteed during FY 2021

Number of loans	Total amount of loans
13,383	\$4,908,524,774



Veteran Readiness and Employment – Participants during FY 2021

Total applicants	Number of new plans of service (enrollments)	Number of entitled applicants	Number of program participants	Number of Veterans rehabilitated through independent living	Number of Veterans rehabilitated by obtaining suitable employment
1,234	690	804	3,299	223	211

Estimated total Veteran
population: 554,281

Michigan



Compensation – Veterans on the rolls at the end of FY 2021

Number of Veterans		Estimated total amount paid monthly		Estimated total amount paid annually	
118,074		\$178,489,009		\$2,141,868,106	
Age 34 and under	Age 35 through 54	Age 55 through 74		Age 75 and over	
12,346	30,673	52,312		22,733	



Pension – Veterans on the rolls at the end of FY 2021

Number of Veterans		Estimated total amount paid monthly		Estimated total amount paid annually	
6,406		\$6,993,606		\$83,923,271	
Age 34 and under	Age 35 through 64	Age 65 through 74		Age 75 and over	
14	738	3,259		2,395	



Education – Participants by program during FY 2021

MGIB-AD	MGIB-SR	DEA	VEAP	REAP	Post 9/11	Total participants
125	852	2,054	0	0	7,972	11,003



Insurance

Life insurance payments during FY 2021	Total face value of insurance at the end of FY 2021	Total number of policies at the end of FY 2021
\$29,488,818	\$140,951,481	11,558



Home Loan Guaranty – Loans guaranteed during FY 2021

Number of loans	Total amount of loans
23,697	\$5,096,900,209



Veteran Readiness and Employment – Participants during FY 2021

Total applicants	Number of new plans of service (enrollments)	Number of entitled applicants	Number of program participants	Number of Veterans rehabilitated through independent living	Number of Veterans rehabilitated by obtaining suitable employment
1,329	493	729	2,652	302	261



VA



**U.S. Department
of Veterans Affairs**
Veterans Benefits
Administration

Minnesota

Estimated total Veteran
population: 304,276



Compensation – Veterans on the rolls at the end of FY 2021

Number of Veterans		Estimated total amount paid monthly		Estimated total amount paid annually	
100,169		\$103,997,178		\$1,247,966,135	
Age 34 and under	Age 35 through 54	Age 55 through 74		Age 75 and over	
7,311	21,179	43,524		28,144	



Pension – Veterans on the rolls at the end of FY 2021

Number of Veterans		Estimated total amount paid monthly		Estimated total amount paid annually	
2,350		\$2,181,012		\$26,172,139	
Age 34 and under	Age 35 through 64	Age 65 through 74		Age 75 and over	
2	217	1,198		933	



Education – Participants by program during FY 2021

MGIB-AD	MGIB-SR	DEA	VEAP	REAP	Post 9/11	Total participants
210	801	2,188	0	0	7,996	11,195



Insurance

Life insurance payments during FY 2021	Total face value of insurance at the end of FY 2021	Total number of policies at the end of FY 2021
\$20,909,911	\$99,945,777	8,098



Home Loan Guaranty – Loans guaranteed during FY 2021

Number of loans	Total amount of loans
18,305	\$4,973,225,005



Veteran Readiness and Employment – Participants during FY 2021

Total applicants	Number of new plans of service (enrollments)	Number of entitled applicants	Number of program participants	Number of Veterans rehabilitated through independent living	Number of Veterans rehabilitated by obtaining suitable employment
686	402	534	1,489	167	162

Estimated total Veteran
population: 182,774

Mississippi



Compensation – Veterans on the rolls at the end of FY 2021

Number of Veterans		Estimated total amount paid monthly		Estimated total amount paid annually	
50,905		\$83,771,759		\$1,005,261,105	
Age 34 and under	Age 35 through 54	Age 55 through 74		Age 75 and over	
4,268	16,034	23,444		7,157	



Pension – Veterans on the rolls at the end of FY 2021

Number of Veterans		Estimated total amount paid monthly		Estimated total amount paid annually	
2,366		\$2,301,198		\$27,614,377	
Age 34 and under	Age 35 through 64	Age 65 through 74		Age 75 and over	
4	306	1,301		755	



Education – Participants by program during FY 2021

MGIB-AD	MGIB-SR	DEA	VEAP	REAP	Post 9/11	Total participants
74	783	1,977	0	0	3,953	6,787



Insurance

Life insurance payments during FY 2021	Total face value of insurance at the end of FY 2021	Total number of policies at the end of FY 2021
\$10,629,356	\$50,806,492	4,215



Home Loan Guaranty – Loans guaranteed during FY 2021

Number of loans	Total amount of loans
10,572	\$2,376,155,739



Veteran Readiness and Employment – Participants during FY 2021

Total applicants	Number of new plans of service (enrollments)	Number of entitled applicants	Number of program participants	Number of Veterans rehabilitated through independent living	Number of Veterans rehabilitated by obtaining suitable employment
702	158	268	530	62	56



VA



**U.S. Department
of Veterans Affairs**
Veterans Benefits
Administration

Missouri

Estimated total Veteran population: 413,742



Compensation – Veterans on the rolls at the end of FY 2021

Number of Veterans		Estimated total amount paid monthly		Estimated total amount paid annually	
104,999		\$154,634,524		\$1,855,614,293	
Age 34 and under	Age 35 through 54	Age 55 through 74		Age 75 and over	
10,470	29,967	45,938		18,611	



Pension – Veterans on the rolls at the end of FY 2021

Number of Veterans		Estimated total amount paid monthly		Estimated total amount paid annually	
4,676		\$5,171,423		\$62,057,078	
Age 34 and under	Age 35 through 64	Age 65 through 74		Age 75 and over	
5	476	2,448		1,747	



Education – Participants by program during FY 2021

MGIB-AD	MGIB-SR	DEA	VEAP	REAP	Post 9/11	Total participants
471	924	2,397	0	0	10,781	14,573



Insurance

Life insurance payments during FY 2021	Total face value of insurance at the end of FY 2021	Total number of policies at the end of FY 2021
\$20,015,091	\$95,668,696	7,524



Home Loan Guaranty – Loans guaranteed during FY 2021

Number of loans	Total amount of loans
25,671	\$5,796,372,817



Veteran Readiness and Employment – Participants during FY 2021

Total applicants	Number of new plans of service (enrollments)	Number of entitled applicants	Number of program participants	Number of Veterans rehabilitated through independent living	Number of Veterans rehabilitated by obtaining suitable employment
1,132	403	552	1,622	182	168

Estimated total Veteran
population: 88,352

Montana



Compensation – Veterans on the rolls at the end of FY 2021

Number of Veterans		Estimated total amount paid monthly		Estimated total amount paid annually	
25,533		\$36,305,470		\$435,665,635	
Age 34 and under	Age 35 through 54	Age 55 through 74		Age 75 and over	
2,504	8,397	10,418		4,212	



Pension – Veterans on the rolls at the end of FY 2021

Number of Veterans		Estimated total amount paid monthly		Estimated total amount paid annually	
963		\$926,397		\$11,116,768	
Age 34 and under	Age 35 through 64	Age 65 through 74		Age 75 and over	
0	76	533		354	



Education – Participants by program during FY 2021

MGIB-AD	MGIB-SR	DEA	VEAP	REAP	Post 9/11	Total participants
51	126	365	0	0	1,755	2,297



Insurance

Life insurance payments during FY 2021	Total face value of insurance at the end of FY 2021	Total number of policies at the end of FY 2021
\$4,259,696	\$20,360,613	1,644



Home Loan Guaranty – Loans guaranteed during FY 2021

Number of loans	Total amount of loans
6,732	\$1,988,434,314



Veteran Readiness and Employment – Participants during FY 2021

Total applicants	Number of new plans of service (enrollments)	Number of entitled applicants	Number of program participants	Number of Veterans rehabilitated through independent living	Number of Veterans rehabilitated by obtaining suitable employment
346	183	239	703	70	66



VA



**U.S. Department
of Veterans Affairs**
Veterans Benefits
Administration

Nebraska

Estimated total Veteran
population: 124,300



Compensation – Veterans on the rolls at the end of FY 2021

Number of Veterans		Estimated total amount paid monthly		Estimated total amount paid annually	
45,198		\$53,187,602		\$638,251,218	
Age 34 and under	Age 35 through 54	Age 55 through 74		Age 75 and over	
3,739	11,889	18,490		11,062	



Pension – Veterans on the rolls at the end of FY 2021

Number of Veterans		Estimated total amount paid monthly		Estimated total amount paid annually	
872		\$936,713		\$11,240,560	
Age 34 and under	Age 35 through 64	Age 65 through 74		Age 75 and over	
5	99	458		310	



Education – Participants by program during FY 2021

MGIB-AD	MGIB-SR	DEA	VEAP	REAP	Post 9/11	Total participants
204	343	1,166	0	0	3,983	5696



Insurance

Life insurance payments during FY 2021	Total face value of insurance at the end of FY 2021	Total number of policies at the end of FY 2021
\$7,517,906	\$35,934,300	2,712



Home Loan Guaranty – Loans guaranteed during FY 2021

Number of loans	Total amount of loans
8,441	\$2,042,116,435



Veteran Readiness and Employment – Participants during FY 2021

Total applicants	Number of new plans of service (enrollments)	Number of entitled applicants	Number of program participants	Number of Veterans rehabilitated through independent living	Number of Veterans rehabilitated by obtaining suitable employment
396	188	249	529	52	50

Estimated total Veteran
population: 218,049

Nevada



Compensation – Veterans on the rolls at the end of FY 2021

Number of Veterans		Estimated total amount paid monthly		Estimated total amount paid annually	
65,030		\$109,584,769		\$1,315,017,231	
Age 34 and under	Age 35 through 54	Age 55 through 74		Age 75 and over	
7,887	21,089	26,394		9,658	



Pension – Veterans on the rolls at the end of FY 2021

Number of Veterans		Estimated total amount paid monthly		Estimated total amount paid annually	
2,240		\$2,175,990		\$26,111,879	
Age 34 and under	Age 35 through 64	Age 65 through 74		Age 75 and over	
2	217	1,219		802	



Education – Participants by program during FY 2021

MGIB-AD	MGIB-SR	DEA	VEAP	REAP	Post 9/11	Total participants
104	347	1,220	0	0	4,296	5,967



Insurance

Life insurance payments during FY 2021	Total face value of insurance at the end of FY 2021	Total number of policies at the end of FY 2021
\$10,421,315	\$49,812,095	4,303



Home Loan Guaranty – Loans guaranteed during FY 2021

Number of loans	Total amount of loans
27,792	\$9,178,754,163



Veteran Readiness and Employment – Participants during FY 2021

Total applicants	Number of new plans of service (enrollments)	Number of entitled applicants	Number of program participants	Number of Veterans rehabilitated through independent living	Number of Veterans rehabilitated by obtaining suitable employment
1,412	390	657	1,420	124	118



VA



**U.S. Department
of Veterans Affairs**
Veterans Benefits
Administration

New Hampshire

Estimated total Veteran
population: 97,270



Compensation – Veterans on the rolls at the end of FY 2021

Number of Veterans		Estimated total amount paid monthly		Estimated total amount paid annually	
23,328		\$32,404,045		\$388,848,541	
Age 34 and under	Age 35 through 54	Age 55 through 74		Age 75 and over	
2,758	6,643	9,656		4,271	



Pension – Veterans on the rolls at the end of FY 2021

Number of Veterans		Estimated total amount paid monthly		Estimated total amount paid annually	
552		\$603,524		\$7,242,287	
Age 34 and under	Age 35 through 64	Age 65 through 74		Age 75 and over	
0	28	259		265	



Education – Participants by program during FY 2021

MGIB-AD	MGIB-SR	DEA	VEAP	REAP	Post 9/11	Total participants
392	359	1,873	0	0	12,883	15,507



Insurance

Life insurance payments during FY 2021	Total face value of insurance at the end of FY 2021	Total number of policies at the end of FY 2021
\$5,195,393	\$24,833,087	1,977



Home Loan Guaranty – Loans guaranteed during FY 2021

Number of loans	Total amount of loans
5,979	\$1,816,572,153



Veteran Readiness and Employment – Participants during FY 2021

Total applicants	Number of new plans of service (enrollments)	Number of entitled applicants	Number of program participants	Number of Veterans rehabilitated through independent living	Number of Veterans rehabilitated by obtaining suitable employment
338	178	219	738	44	39



U.S. Department
of Veterans Affairs
Veterans Benefits
Administration



Estimated total Veteran
population: 328,958

New Jersey



Compensation – Veterans on the rolls at the end of FY 2021

Number of Veterans		Estimated total amount paid monthly		Estimated total amount paid annually	
61,162		\$97,152,942		\$1,165,835,306	
Age 34 and under	Age 35 through 54	Age 55 through 74		Age 75 and over	
7,137	16,681	23,978		13,360	



Pension – Veterans on the rolls at the end of FY 2021

Number of Veterans		Estimated total amount paid monthly		Estimated total amount paid annually	
2,251		\$2,815,981		\$33,791,770	
Age 34 and under	Age 35 through 64	Age 65 through 74		Age 75 and over	
3	124	890		1,234	



Education – Participants by program during FY 2021

MGIB-AD	MGIB-SR	DEA	VEAP	REAP	Post 9/11	Total participants
91	753	953	0	0	6,375	8,172



Insurance

Life insurance payments during FY 2021	Total face value of insurance at the end of FY 2021	Total number of policies at the end of FY 2021
\$26,936,528	\$128,751,973	9,826



Home Loan Guaranty – Loans guaranteed during FY 2021

Number of loans	Total amount of loans
15,003	\$4,817,101,205



Veteran Readiness and Employment – Participants during FY 2021

Total applicants	Number of new plans of service (enrollments)	Number of entitled applicants	Number of program participants	Number of Veterans rehabilitated through independent living	Number of Veterans rehabilitated by obtaining suitable employment
1,152	532	664	1,990	220	161



VA



**U.S. Department
of Veterans Affairs**
Veterans Benefits
Administration

New Mexico

Estimated total Veteran
population: 148,377



Compensation – Veterans on the rolls at the end of FY 2021

Number of Veterans		Estimated total amount paid monthly	Estimated total amount paid annually
41,646		\$73,457,248	\$881,486,979
Age 34 and under	Age 35 through 54	Age 55 through 74	Age 75 and over
3,600	12,168	18,630	7,245



Pension – Veterans on the rolls at the end of FY 2021

Number of Veterans		Estimated total amount paid monthly	Estimated total amount paid annually
1,706		\$1,740,949	\$20,891,384
Age 34 and under	Age 35 through 64	Age 65 through 74	Age 75 and over
3	183	893	627



Education – Participants by program during FY 2021

MGIB-AD	MGIB-SR	DEA	VEAP	REAP	Post 9/11	Total participants
183	142	1,255	0	0	2,421	4,001



Insurance

Life insurance payments during FY 2021	Total face value of insurance at the end of FY 2021	Total number of policies at the end of FY 2021
\$10,738,457	\$51,327,976	4,356



Home Loan Guaranty – Loans guaranteed during FY 2021

Number of loans	Total amount of loans
12,687	\$3,191,226,677



Veteran Readiness and Employment – Participants during FY 2021

Total applicants	Number of new plans of service (enrollments)	Number of entitled applicants	Number of program participants	Number of Veterans rehabilitated through independent living	Number of Veterans rehabilitated by obtaining suitable employment
501	238	320	777	128	103



U.S. Department
of Veterans Affairs
Veterans Benefits
Administration



Estimated total Veteran
population: 714,107

New York



Compensation – Veterans on the rolls at the end of FY 2021

Number of Veterans		Estimated total amount paid monthly		Estimated total amount paid annually	
133,699		\$206,877,547		\$2,482,530,558	
Age 34 and under	Age 35 through 54	Age 55 through 74		Age 75 and over	
16,069	38,262	53,922		25,442	



Pension – Veterans on the rolls at the end of FY 2021

Number of Veterans		Estimated total amount paid monthly		Estimated total amount paid annually	
7,379		\$7,172,165		\$86,065,983	
Age 34 and under	Age 35 through 64	Age 65 through 74		Age 75 and over	
13	646	3,681		3,037	



Education – Participants by program during FY 2021

MGIB-AD	MGIB-SR	DEA	VEAP	REAP	Post 9/11	Total participants
270	908	3,132	0	0	19,574	23,884



Insurance

Life insurance payments during FY 2021	Total face value of insurance at the end of FY 2021	Total number of policies at the end of FY 2021
\$51,692,149	\$247,079,585	19,090



Home Loan Guaranty – Loans guaranteed during FY 2021

Number of loans	Total amount of loans
14,191	\$4,198,566,631



Veteran Readiness and Employment – Participants during FY 2021

Total applicants	Number of new plans of service (enrollments)	Number of entitled applicants	Number of program participants	Number of Veterans rehabilitated through independent living	Number of Veterans rehabilitated by obtaining suitable employment
2,324	813	1,229	3,072	263	217



VA



**U.S. Department
of Veterans Affairs**
Veterans Benefits
Administration

North Carolina

Estimated total Veteran
population: 688,259



Compensation – Veterans on the rolls at the end of FY 2021

Number of Veterans		Estimated total amount paid monthly		Estimated total amount paid annually	
229,106		\$417,954,093		\$5,015,449,120	
Age 34 and under	Age 35 through 54	Age 55 through 74		Age 75 and over	
28,397	73,795	96,036		30,875	



Pension – Veterans on the rolls at the end of FY 2021

Number of Veterans		Estimated total amount paid monthly		Estimated total amount paid annually	
5,638		\$5,649,563		\$67,794,759	
Age 34 and under	Age 35 through 64	Age 65 through 74		Age 75 and over	
11	526	3,007		2,094	



Education – Participants by program during FY 2021

MGIB-AD	MGIB-SR	DEA	VEAP	REAP	Post 9/11	Total participants
858	930	10,458	0	0	18,263	30,509



Insurance

Life insurance payments during FY 2021	Total face value of insurance at the end of FY 2021	Total number of policies at the end of FY 2021
\$52,563,718	\$251,245,534	21,070



Home Loan Guaranty – Loans guaranteed during FY 2021

Number of loans	Total amount of loans
70,477	\$17,890,692,962



Veteran Readiness and Employment – Participants during FY 2021

Total applicants	Number of new plans of service (enrollments)	Number of entitled applicants	Number of program participants	Number of Veterans rehabilitated through independent living	Number of Veterans rehabilitated by obtaining suitable employment
4,665	1,721	2,589	6,512	513	456

Estimated total Veteran
population: 52,603

North Dakota



Compensation – Veterans on the rolls at the end of FY 2021

Number of Veterans		Estimated total amount paid monthly		Estimated total amount paid annually	
13,753		\$18,337,530		\$220,050,358	
Age 34 and under	Age 35 through 54	Age 55 through 74		Age 75 and over	
1,268	4,523	5,643		2,318	



Pension – Veterans on the rolls at the end of FY 2021

Number of Veterans		Estimated total amount paid monthly		Estimated total amount paid annually	
351		\$293,883		\$3,526,591	
Age 34 and under	Age 35 through 64	Age 65 through 74		Age 75 and over	
1	25	191		134	



Education – Participants by program during FY 2021

MGIB-AD	MGIB-SR	DEA	VEAP	REAP	Post 9/11	Total participants
36	551	356	0	0	1,448	2,391



Insurance

Life insurance payments during FY 2021	Total face value of insurance at the end of FY 2021	Total number of policies at the end of FY 2021
\$2,469,610	\$11,804,311	982



Home Loan Guaranty – Loans guaranteed during FY 2021

Number of loans	Total amount of loans
3,278	\$855,998,466



Veteran Readiness and Employment – Participants during FY 2021

Total applicants	Number of new plans of service (enrollments)	Number of entitled applicants	Number of program participants	Number of Veterans rehabilitated through independent living	Number of Veterans rehabilitated by obtaining suitable employment
180	105	125	348	42	41



VA



**U.S. Department
of Veterans Affairs**
Veterans Benefits
Administration



Compensation – Veterans on the rolls at the end of FY 2021

Number of Veterans		Estimated total amount paid monthly	Estimated total amount paid annually
155,736		\$212,010,587	\$2,544,127,042
Age 34 and under	Age 35 through 54	Age 55 through 74	Age 75 and over
17,736	44,419	67,919	25,658



Pension – Veterans on the rolls at the end of FY 2021

Number of Veterans		Estimated total amount paid monthly	Estimated total amount paid annually
9,790		\$10,345,582	\$124,146,979
Age 34 and under	Age 35 through 64	Age 65 through 74	Age 75 and over
16	1,256	5,395	3,123



Education – Participants by program during FY 2021

MGIB-AD	MGIB-SR	DEA	VEAP	REAP	Post 9/11	Total participants
275	2,467	2,788	0	0	13,152	18,682



Insurance

Life insurance payments during FY 2021	Total face value of insurance at the end of FY 2021	Total number of policies at the end of FY 2021
\$34,373,787	\$164,300,789	13,457



Home Loan Guaranty – Loans guaranteed during FY 2021

Number of loans	Total amount of loans
33,598	\$7,400,209,023



Veteran Readiness and Employment – Participants during FY 2021

Total applicants	Number of new plans of service (enrollments)	Number of entitled applicants	Number of program participants	Number of Veterans rehabilitated through independent living	Number of Veterans rehabilitated by obtaining suitable employment
1,819	822	1,237	3,249	297	283

Estimated total Veteran
population: 290,266

Oklahoma



Compensation – Veterans on the rolls at the end of FY 2021

Number of Veterans		Estimated total amount paid monthly	Estimated total amount paid annually
104,350		\$184,781,781	\$2,217,381,376
Age 34 and under	Age 35 through 54	Age 55 through 74	Age 75 and over
10,067	32,413	43,091	18,779



Pension – Veterans on the rolls at the end of FY 2021

Number of Veterans		Estimated total amount paid monthly	Estimated total amount paid annually
2,664		\$3,020,217	\$36,242,606
Age 34 and under	Age 35 through 64	Age 65 through 74	Age 75 and over
10	342	1,413	899



Education – Participants by program during FY 2021

MGIB-AD	MGIB-SR	DEA	VEAP	REAP	Post 9/11	Total participants
246	899	3,601	0	0	6,301	11,047



Insurance

Life insurance payments during FY 2021	Total face value of insurance at the end of FY 2021	Total number of policies at the end of FY 2021
\$19,447,111	\$92,953,849	8,149



Home Loan Guaranty – Loans guaranteed during FY 2021

Number of loans	Total amount of loans
18,212	\$4,167,655,023



Veteran Readiness and Employment – Participants during FY 2021

Total applicants	Number of new plans of service (enrollments)	Number of entitled applicants	Number of program participants	Number of Veterans rehabilitated through independent living	Number of Veterans rehabilitated by obtaining suitable employment
1,446	538	799	1,731	177	166



VA



**U.S. Department
of Veterans Affairs**
Veterans Benefits
Administration

Oregon

Estimated total Veteran
population: 290,035



Compensation – Veterans on the rolls at the end of FY 2021

Number of Veterans		Estimated total amount paid monthly	Estimated total amount paid annually
80,222		\$119,747,029	\$1,436,964,349
Age 34 and under	Age 35 through 54	Age 55 through 74	Age 75 and over
8,990	22,872	32,943	15,410



Pension – Veterans on the rolls at the end of FY 2021

Number of Veterans		Estimated total amount paid monthly	Estimated total amount paid annually
3,767		\$3,615,650	\$43,387,795
Age 34 and under	Age 35 through 64	Age 65 through 74	Age 75 and over
9	368	2,193	1,197



Education – Participants by program during FY 2021

MGIB-AD	MGIB-SR	DEA	VEAP	REAP	Post 9/11	Total participants
98	166	1,417	0	0	6,395	8,076



Insurance

Life insurance payments during FY 2021	Total face value of insurance at the end of FY 2021	Total number of policies at the end of FY 2021
\$14,386,246	\$68,763,784	5,649



Home Loan Guaranty – Loans guaranteed during FY 2021

Number of loans	Total amount of loans
23,167	\$7,566,512,504



Veteran Readiness and Employment – Participants during FY 2021

Total applicants	Number of new plans of service (enrollments)	Number of entitled applicants	Number of program participants	Number of Veterans rehabilitated through independent living	Number of Veterans rehabilitated by obtaining suitable employment
1,024	423	614	1,690	153	146



U.S. Department
of Veterans Affairs
Veterans Benefits
Administration



Estimated total Veteran
population: 770,806

Pennsylvania



Compensation – Veterans on the rolls at the end of FY 2021

Number of Veterans		Estimated total amount paid monthly	Estimated total amount paid annually
140,404		\$212,512,135	\$2,550,145,615
Age 34 and under	Age 35 through 54	Age 55 through 74	Age 75 and over
14,242	39,292	61,714	25,141



Pension – Veterans on the rolls at the end of FY 2021

Number of Veterans		Estimated total amount paid monthly	Estimated total amount paid annually
7,935		\$8,852,989	\$106,235,874
Age 34 and under	Age 35 through 64	Age 65 through 74	Age 75 and over
19	734	3,710	3,470



Education – Participants by program during FY 2021

MGIB-AD	MGIB-SR	DEA	VEAP	REAP	Post 9/11	Total participants
194	1,746	2,896	0	0	14,751	19,587



Insurance

Life insurance payments during FY 2021	Total face value of insurance at the end of FY 2021	Total number of policies at the end of FY 2021
\$46,075,441	\$220,232,688	17,850



Home Loan Guaranty – Loans guaranteed during FY 2021

Number of loans	Total amount of loans
28,026	\$6,936,718,557



Veteran Readiness and Employment – Participants during FY 2021

Total applicants	Number of new plans of service (enrollments)	Number of entitled applicants	Number of program participants	Number of Veterans rehabilitated through independent living	Number of Veterans rehabilitated by obtaining suitable employment
1,734	676	945	2,399	223	212



VA



**U.S. Department
of Veterans Affairs**
Veterans Benefits
Administration

Rhode Island

Estimated total Veteran
population: 60,506



Compensation – Veterans on the rolls at the end of FY 2021

Number of Veterans		Estimated total amount paid monthly		Estimated total amount paid annually	
13,635		\$19,238,429		\$230,861,148	
Age 34 and under	Age 35 through 54	Age 55 through 74		Age 75 and over	
1,432	3,478	5,687		3,037	



Pension – Veterans on the rolls at the end of FY 2021

Number of Veterans		Estimated total amount paid monthly		Estimated total amount paid annually	
517		\$542,763		\$6,513,159	
Age 34 and under	Age 35 through 64	Age 65 through 74		Age 75 and over	
1	40	270		206	



Education – Participants by program during FY 2021

MGIB-AD	MGIB-SR	DEA	VEAP	REAP	Post 9/11	Total participants
13	136	243	0	0	1,300	1,692



Insurance

Life insurance payments during FY 2021	Total face value of insurance at the end of FY 2021	Total number of policies at the end of FY 2021
\$3,346,617	\$15,996,252	1,356



Home Loan Guaranty – Loans guaranteed during FY 2021

Number of loans	Total amount of loans
3,050	\$949,015,983



Veteran Readiness and Employment – Participants during FY 2021

Total applicants	Number of new plans of service (enrollments)	Number of entitled applicants	Number of program participants	Number of Veterans rehabilitated through independent living	Number of Veterans rehabilitated by obtaining suitable employment
253	150	167	600	63	56

VA



U.S. Department
of Veterans Affairs
Veterans Benefits
Administration



Estimated total Veteran
population: 393,792

South Carolina



Compensation – Veterans on the rolls at the end of FY 2021

Number of Veterans		Estimated total amount paid monthly	Estimated total amount paid annually
124,028		\$216,681,705	\$2,600,180,466
Age 34 and under	Age 35 through 54	Age 55 through 74	Age 75 and over
12,662	38,994	54,236	18,131



Pension – Veterans on the rolls at the end of FY 2021

Number of Veterans		Estimated total amount paid monthly	Estimated total amount paid annually
3,746		\$3,919,958	\$47,039,493
Age 34 and under	Age 35 through 64	Age 65 through 74	Age 75 and over
7	387	1,956	1,395



Education – Participants by program during FY 2021

MGIB-AD	MGIB-SR	DEA	VEAP	REAP	Post 9/11	Total participants
139	674	5,246	0	0	9,090	15,149



Insurance

Life insurance payments during FY 2021	Total face value of insurance at the end of FY 2021	Total number of policies at the end of FY 2021
\$29,539,315	\$141,192,849	12,019



Home Loan Guaranty – Loans guaranteed during FY 2021

Number of loans	Total amount of loans
37,512	\$9,896,688,749



Veteran Readiness and Employment – Participants during FY 2021

Total applicants	Number of new plans of service (enrollments)	Number of entitled applicants	Number of program participants	Number of Veterans rehabilitated through independent living	Number of Veterans rehabilitated by obtaining suitable employment
2,391	956	1,448	3,429	336	321



VA



**U.S. Department
of Veterans Affairs**
Veterans Benefits
Administration

South Dakota

Estimated total Veteran
population: 63,950



Compensation – Veterans on the rolls at the end of FY 2021

Number of Veterans		Estimated total amount paid monthly	Estimated total amount paid annually
19,281		\$24,866,128	\$298,393,542
Age 34 and under	Age 35 through 54	Age 55 through 74	Age 75 and over
1,564	5,952	8,681	3,081



Pension – Veterans on the rolls at the end of FY 2021

Number of Veterans		Estimated total amount paid monthly	Estimated total amount paid annually
650		\$580,536	\$6,966,430
Age 34 and under	Age 35 through 64	Age 65 through 74	Age 75 and over
0	59	320	271



Education – Participants by program during FY 2021

MGIB-AD	MGIB-SR	DEA	VEAP	REAP	Post 9/11	Total participants
39	413	331	0	0	1,656	2,439



Insurance

Life insurance payments during FY 2021	Total face value of insurance at the end of FY 2021	Total number of policies at the end of FY 2021
\$3,665,251	\$17,519,271	1,360



Home Loan Guaranty – Loans guaranteed during FY 2021

Number of loans	Total amount of loans
4,265	\$1,087,965,589



Veteran Readiness and Employment – Participants during FY 2021

Total applicants	Number of new plans of service (enrollments)	Number of entitled applicants	Number of program participants	Number of Veterans rehabilitated through independent living	Number of Veterans rehabilitated by obtaining suitable employment
190	135	154	523	54	51



U.S. Department
of Veterans Affairs
Veterans Benefits
Administration



Estimated total Veteran
population: 449,263

Tennessee



Compensation – Veterans on the rolls at the end of FY 2021

Number of Veterans	Estimated total amount paid monthly		Estimated total amount paid annually
137,510	\$223,358,097		\$2,680,297,169
Age 34 and under	Age 35 through 54	Age 55 through 74	Age 75 and over
14,930	41,946	59,658	20,976



Pension – Veterans on the rolls at the end of FY 2021

Number of Veterans	Estimated total amount paid monthly		Estimated total amount paid annually
5,194	\$5,513,605		\$66,163,264
Age 34 and under	Age 35 through 64	Age 65 through 74	Age 75 and over
9	539	2,793	1,852



Education – Participants by program during FY 2021

MGIB-AD	MGIB-SR	DEA	VEAP	REAP	Post 9/11	Total participants
206	618	3,739	0	0	11,168	15,731



Insurance

Life insurance payments during FY 2021	Total face value of insurance at the end of FY 2021	Total number of policies at the end of FY 2021
\$24,419,562	\$116,721,306	9,691



Home Loan Guaranty – Loans guaranteed during FY 2021

Number of loans	Total amount of loans
37,019	\$9,808,279,155



Veteran Readiness and Employment – Participants during FY 2021

Total applicants	Number of new plans of service (enrollments)	Number of entitled applicants	Number of program participants	Number of Veterans rehabilitated through independent living	Number of Veterans rehabilitated by obtaining suitable employment
1,908	585	1,129	2,190	230	213



VA



**U.S. Department
of Veterans Affairs**
Veterans Benefits
Administration

Texas

Estimated total Veteran population: 1,562,560



Compensation – Veterans on the rolls at the end of FY 2021

Number of Veterans		Estimated total amount paid monthly		Estimated total amount paid annually	
539,506		\$930,551,198		\$11,166,614,379	
Age 34 and under	Age 35 through 54	Age 55 through 74		Age 75 and over	
72,728	207,097	191,331		68,335	



Pension – Veterans on the rolls at the end of FY 2021

Number of Veterans		Estimated total amount paid monthly		Estimated total amount paid annually	
14,641		\$16,076,276		\$192,915,307	
Age 34 and under	Age 35 through 64	Age 65 through 74		Age 75 and over	
34	1,787	7,749		5,071	



Education – Participants by program during FY 2021

MGIB-AD	MGIB-SR	DEA	VEAP	REAP	Post 9/11	Total participants
2,253	1,735	21,858	0	0	55,942	81,788



Insurance

Life insurance payments during FY 2021	Total face value of insurance at the end of FY 2021	Total number of policies at the end of FY 2021
\$89,998,518	\$430,177,442	36,278



Home Loan Guaranty – Loans guaranteed during FY 2021

Number of loans	Total amount of loans
121,063	\$34,345,718,960



Veteran Readiness and Employment – Participants during FY 2021

Total applicants	Number of new plans of service (enrollments)	Number of entitled applicants	Number of program participants	Number of Veterans rehabilitated through independent living	Number of Veterans rehabilitated by obtaining suitable employment
12,664	4,236	6,680	16,407	1,497	1,283

Estimated total Veteran
population: 132,120

Utah



Compensation – Veterans on the rolls at the end of FY 2021

Number of Veterans		Estimated total amount paid monthly	Estimated total amount paid annually
35,717		\$53,506,060	\$642,072,723
Age 34 and under	Age 35 through 54	Age 55 through 74	Age 75 and over
4,659	12,542	13,190	5,323



Pension – Veterans on the rolls at the end of FY 2021

Number of Veterans		Estimated total amount paid monthly	Estimated total amount paid annually
1,134		\$1,400,661	\$16,807,931
Age 34 and under	Age 35 through 64	Age 65 through 74	Age 75 and over
2	123	460	549



Education – Participants by program during FY 2021

MGIB-AD	MGIB-SR	DEA	VEAP	REAP	Post 9/11	Total participants
990	640	2,278	0	0	11,996	15,904



Insurance

Life insurance payments during FY 2021	Total face value of insurance at the end of FY 2021	Total number of policies at the end of FY 2021
\$6,034,823	\$28,845,417	2,335



Home Loan Guaranty – Loans guaranteed during FY 2021

Number of loans	Total amount of loans
16,458	\$5,656,802,720



Veteran Readiness and Employment – Participants during FY 2021

Total applicants	Number of new plans of service (enrollments)	Number of entitled applicants	Number of program participants	Number of Veterans rehabilitated through independent living	Number of Veterans rehabilitated by obtaining suitable employment
666	316	588	1,109	100	94



VA



U.S. Department
of Veterans Affairs
Veterans Benefits
Administration

Vermont

Estimated total Veteran population: 41,221



Compensation – Veterans on the rolls at the end of FY 2021

Number of Veterans		Estimated total amount paid monthly	Estimated total amount paid annually
8,385		\$12,680,046	\$152,160,555
Age 34 and under	Age 35 through 54	Age 55 through 74	Age 75 and over
715	2,258	3,816	1,594



Pension – Veterans on the rolls at the end of FY 2021

Number of Veterans		Estimated total amount paid monthly	Estimated total amount paid annually
277		\$221,256	\$2,655,072
Age 34 and under	Age 35 through 64	Age 65 through 74	Age 75 and over
0	16	154	107



Education – Participants by program during FY 2021

MGIB-AD	MGIB-SR	DEA	VEAP	REAP	Post 9/11	Total participants
37	69	188	0	0	1,337	1,631



Insurance

Life insurance payments during FY 2021	Total face value of insurance at the end of FY 2021	Total number of policies at the end of FY 2021
\$2,042,590	\$9,763,231	775



Home Loan Guaranty – Loans guaranteed during FY 2021

Number of loans	Total amount of loans
1,636	\$430,712,735



Veteran Readiness and Employment – Participants during FY 2021

Total applicants	Number of new plans of service (enrollments)	Number of entitled applicants	Number of program participants	Number of Veterans rehabilitated through independent living	Number of Veterans rehabilitated by obtaining suitable employment
124	80	91	374	12	11



U.S. Department
of Veterans Affairs
Veterans Benefits
Administration



Estimated total Veteran
population: 713,344

Virginia



Compensation – Veterans on the rolls at the end of FY 2021

Number of Veterans		Estimated total amount paid monthly	Estimated total amount paid annually
221,856		\$354,644,362	\$4,255,732,344
Age 34 and under	Age 35 through 54	Age 55 through 74	Age 75 and over
22,627	84,939	91,025	23,263



Pension – Veterans on the rolls at the end of FY 2021

Number of Veterans		Estimated total amount paid monthly	Estimated total amount paid annually
3,927		\$3,932,107	\$47,185,288
Age 34 and under	Age 35 through 64	Age 65 through 74	Age 75 and over
8	525	2,048	1,346



Education – Participants by program during FY 2021

MGIB-AD	MGIB-SR	DEA	VEAP	REAP	Post 9/11	Total participants
1,001	955	9,661	0	0	37,941	49,558



Insurance

Life insurance payments during FY 2021	Total face value of insurance at the end of FY 2021	Total number of policies at the end of FY 2021
\$35,405,104	\$169,230,309	13,687



Home Loan Guaranty – Loans guaranteed during FY 2021

Number of loans	Total amount of loans
99,495	\$37,555,626,092



Veteran Readiness and Employment – Participants during FY 2021

Total applicants	Number of new plans of service (enrollments)	Number of entitled applicants	Number of program participants	Number of Veterans rehabilitated through independent living	Number of Veterans rehabilitated by obtaining suitable employment
3,967	899	1,680	3,378	314	278



VA



**U.S. Department
of Veterans Affairs**
Veterans Benefits
Administration

Washington

Estimated total Veteran
population: 546,892



Compensation – Veterans on the rolls at the end of FY 2021

Number of Veterans		Estimated total amount paid monthly	Estimated total amount paid annually
152,251		\$221,446,486	\$2,657,357,834
Age 34 and under	Age 35 through 54	Age 55 through 74	Age 75 and over
18,501	52,285	59,603	21,858



Pension – Veterans on the rolls at the end of FY 2021

Number of Veterans		Estimated total amount paid monthly	Estimated total amount paid annually
3,964		\$4,087,065	\$49,044,781
Age 34 and under	Age 35 through 64	Age 65 through 74	Age 75 and over
10	449	2,147	1,358



Education – Participants by program during FY 2021

MGIB-AD	MGIB-SR	DEA	VEAP	REAP	Post 9/11	Total participants
166	314	3,532	0	0	15,017	19,029



Insurance

Life insurance payments during FY 2021	Total face value of insurance at the end of FY 2021	Total number of policies at the end of FY 2021
\$22,246,252	\$106,333,258	8,484



Home Loan Guaranty – Loans guaranteed during FY 2021

Number of loans	Total amount of loans
56,699	\$21,076,072,406



Veteran Readiness and Employment – Participants during FY 2021

Total applicants	Number of new plans of service (enrollments)	Number of entitled applicants	Number of program participants	Number of Veterans rehabilitated through independent living	Number of Veterans rehabilitated by obtaining suitable employment
2,583	996	1,663	3,880	441	411



U.S. Department
of Veterans Affairs
Veterans Benefits
Administration



Estimated total Veteran
population: 136,123

West Virginia



Compensation – Veterans on the rolls at the end of FY 2021

Number of Veterans		Estimated total amount paid monthly		Estimated total amount paid annually	
37,824		\$63,283,737		\$759,404,843	
Age 34 and under	Age 35 through 54	Age 55 through 74		Age 75 and over	
2,524	10,868	17,494		6,933	



Pension – Veterans on the rolls at the end of FY 2021

Number of Veterans		Estimated total amount paid monthly		Estimated total amount paid annually	
1,655		\$1,589,261		\$19,071,131	
Age 34 and under	Age 35 through 64	Age 65 through 74		Age 75 and over	
3	210	956		486	



Education – Participants by program during FY 2021

MGIB-AD	MGIB-SR	DEA	VEAP	REAP	Post 9/11	Total participants
870	624	1,498	0	0	17,495	20,487



Insurance

Life insurance payments during FY 2021	Total face value of insurance at the end of FY 2021	Total number of policies at the end of FY 2021
\$9,323,043	\$44,562,540	3,818



Home Loan Guaranty – Loans guaranteed during FY 2021

Number of loans	Total amount of loans
5,694	\$1,313,187,282



Veteran Readiness and Employment – Participants during FY 2021

Total applicants	Number of new plans of service (enrollments)	Number of entitled applicants	Number of program participants	Number of Veterans rehabilitated through independent living	Number of Veterans rehabilitated by obtaining suitable employment
373	146	200	641	61	54



VA



**U.S. Department
of Veterans Affairs**
Veterans Benefits
Administration



Compensation – Veterans on the rolls at the end of FY 2021

Number of Veterans		Estimated total amount paid monthly		Estimated total amount paid annually			
80,643		\$108,214,164		\$1,298,569,968			
Age 34 and under		Age 35 through 54		Age 55 through 74		Age 75 and over	
8,769		22,761		34,564		14,546	



Pension – Veterans on the rolls at the end of FY 2021

Number of Veterans		Estimated total amount paid monthly		Estimated total amount paid annually	
3,265		\$3,289,166		\$39,469,994	
Age 34 and under	Age 35 through 64	Age 65 through 74		Age 75 and over	
5	350	1,705		1,205	



Education – Participants by program during FY 2021

MGIB-AD	MGIB-SR	DEA	VEAP	REAP	Post 9/11	Total participants
131	1,456	1,518	0	0	6,981	10,086



Insurance

Life insurance payments during FY 2021	Total face value of insurance at the end of FY 2021	Total number of policies at the end of FY 2021
\$21,528,430	\$102,902,194	8,057



Home Loan Guaranty – Loans guaranteed during FY 2021

Number of loans	Total amount of loans
16,031	\$3,755,957,653



Veteran Readiness and Employment – Participants during FY 2021

Total applicants	Number of new plans of service (enrollments)	Number of entitled applicants	Number of program participants	Number of Veterans rehabilitated through independent living	Number of Veterans rehabilitated by obtaining suitable employment
758	367	504	1,390	140	132

Estimated total Veteran
population: 46,844

Wyoming



Compensation – Veterans on the rolls at the end of FY 2021

Number of Veterans		Estimated total amount paid monthly	Estimated total amount paid annually
13,857		\$18,326,536	\$219,918,435
Age 34 and under	Age 35 through 54	Age 55 through 74	Age 75 and over
1,317	4,483	5,873	2,182



Pension – Veterans on the rolls at the end of FY 2021

Number of Veterans		Estimated total amount paid monthly	Estimated total amount paid annually
271		\$259,480	\$3,113,757
Age 34 and under	Age 35 through 64	Age 65 through 74	Age 75 and over
0	36	155	80



Education – Participants by program during FY 2021

MGIB-AD	MGIB-SR	DEA	VEAP	REAP	Post 9/11	Total participants
46	111	183	0	0	851	1,191



Insurance

Life insurance payments during FY 2021	Total face value of insurance at the end of FY 2021	Total number of policies at the end of FY 2021
\$1,923,473	\$9,193,869	706



Home Loan Guaranty – Loans guaranteed during FY 2021

Number of loans	Total amount of loans
4,353	\$1,237,934,470



Veteran Readiness and Employment – Participants during FY 2021

Total applicants	Number of new plans of service (enrollments)	Number of entitled applicants	Number of program participants	Number of Veterans rehabilitated through independent living	Number of Veterans rehabilitated by obtaining suitable employment
165	66	100	254	16	16



VA



**U.S. Department
of Veterans Affairs**
Veterans Benefits
Administration

Puerto Rico

Estimated total Veteran population: 66,256



Compensation – Veterans on the rolls at the end of FY 2021

Number of Veterans		Estimated total amount paid monthly	Estimated total amount paid annually
29,761		\$61,241,792	\$734,901,502
Age 34 and under	Age 35 through 54	Age 55 through 74	Age 75 and over
1,886	7,424	14,543	5,908



Pension – Veterans on the rolls at the end of FY 2021

Number of Veterans		Estimated total amount paid monthly	Estimated total amount paid annually
5,311		\$4,880,918	\$58,571,019
Age 34 and under	Age 35 through 64	Age 65 through 74	Age 75 and over
0	93	1,425	3,793



Education – Participants by program during FY 2021

MGIB-AD	MGIB-SR	DEA	VEAP	REAP	Post 9/11	Total participants
23	724	2,004	0	0	1,947	4,698



Insurance

Life insurance payments during FY 2021	Total face value of insurance at the end of FY 2021	Total number of policies at the end of FY 2021
\$5,894,476	\$28,174,580	2,595



Home Loan Guaranty – Loans guaranteed during FY 2021

Number of loans	Total amount of loans
1,219	\$229,261,965



Veteran Readiness and Employment – Participants during FY 2021

Total applicants	Number of new plans of service (enrollments)	Number of entitled applicants	Number of program participants	Number of Veterans rehabilitated through independent living	Number of Veterans rehabilitated by obtaining suitable employment
344	119	154	493	64	50

Estimated total Veteran population: Included on the "other foreign" page

Philippines

Compensation – Veterans on the rolls at the end of FY 2021



Number of Veterans		Estimated total amount paid monthly		Estimated total amount paid annually	
5,261		\$12,462,141		\$149,545,692	
Age 34 and under	Age 35 through 54	Age 55 through 74		Age 75 and over	
106	1,066	2,711		1,378	

Pension – Veterans on the rolls at the end of FY 2021



Number of Veterans		Estimated total amount paid monthly		Estimated total amount paid annually	
282		\$389,818		\$4,677,816	
Age 34 and under	Age 35 through 64		Age 65 through 74		Age 75 and over
0	20		116		146

Education – Participants by program during FY 2021



MGIB-AD	MGIB-SR	DEA	VEAP	REAP	Post 9/11	Total participants
19	0	429	0	0	199	647

Insurance



Life insurance payments during FY 2021	Total face value of insurance at the end of FY 2021	Total number of policies at the end of FY 2021
\$1,162,610	\$5,557,076	502

Home Loan Guaranty – Loans guaranteed during FY 2021



Number of loans	Total amount of loans
0	\$-

Veteran Readiness and Employment – Participants during FY 2021



Total applicants	Number of new plans of service (enrollments)	Number of entitled applicants	Number of program participants	Number of Veterans rehabilitated through independent living	Number of Veterans rehabilitated by obtaining suitable employment
1	0	0	2	0	0



VA



U.S. Department of Veterans Affairs
Veterans Benefits Administration

Other Foreign

Estimated total Veteran population: 85,226



Compensation – Veterans on the rolls at the end of FY 2021

Number of Veterans	Estimated total amount paid monthly		Estimated total amount paid annually
22,699	\$37,631,104		\$451,573,250
Age 34 and under	Age 35 through 54	Age 55 through 74	Age 75 and over
2,181	10,683	8,565	1,268



Pension – Veterans on the rolls at the end of FY 2021

Number of Veterans	Estimated total amount paid monthly		Estimated total amount paid annually
102	\$101,279		\$1,215,348
Age 34 and under	Age 35 through 64	Age 65 through 74	Age 75 and over
1	16	51	34



Education – Participants by program during FY 2021

MGIB-AD	MGIB-SR	DEA	VEAP	REAP	Post 9/11	Total participants
0	32	156	0	0	467	655



Insurance

Life insurance payments during FY 2021	Total face value of insurance at the end of FY 2021	Total number of policies at the end of FY 2021
\$2,777,727	\$13,277,059	915



Home Loan Guaranty – Loans guaranteed during FY 2021

Number of loans	Total amount of loans
632	\$263,323,646



Veteran Readiness and Employment – Participants during FY 2021

Total applicants	Number of new plans of service (enrollments)	Number of entitled applicants	Number of program participants	Number of Veterans rehabilitated through independent living	Number of Veterans rehabilitated by obtaining suitable employment
128	46	86	149	14	14

Regional Office Addresses

Anchorage VA Regional Office 1201 North Muldoon Road Anchorage, AK 99504	AK	Hartford VA Regional Office 555 Willard Avenue, Building 2E – Room 5137 Newington, CT 06111-2693 Mailing Address: P.O. Box 310909 Newington, CT 06131	CT	Chicago VA Regional Office 2122 W. Taylor Street Chicago, IL 60612	IL
Montgomery VA Regional Office 345 Perry Hill Road Montgomery, AL 36109-3798	AL	Wilmington VA Regional Office 1601 Kirkwood Highway Wilmington, DE 19805	DE	Indianapolis VA Regional Office 575 North Pennsylvania Street Indianapolis, IN 46204-1526	IN
Little Rock VA Regional Office 2200 Fort Roots Drive, Building 65 North Little Rock, AR 72114-1756	AR	St. Petersburg VA Regional Office 9500 Bay Pines Boulevard St. Petersburg, FL 33708 Mailing Address: P.O. Box 1437 St. Petersburg, FL 33731	FL	Wichita VA Regional Office Robert J. Dole Regional Office 5500 E. Kellogg Avenue Wichita, KS 67218-1698	KS
Phoenix VA Regional Office 3333 North Central Avenue Phoenix, AZ 85012-2405	AZ	Atlanta VA Regional Office 1700 Clairmont Road Atlanta, GA 30033-4032 Mailing Address: P.O. Box 100026 Decatur, GA 30031-7026	GA	Louisville VA Regional Office 321 West Main Street, Suite 390 Louisville, KY 40202-3835	KY
Oakland VA Regional Office Ronald V. Dellums Federal Building 1301 Clay Street – Suite 1400N Oakland, CA 94612-5209	CA	Honolulu VA Regional Office 459 Patterson Road, East Wing Honolulu, HI 96819	HI	New Orleans VA Regional Office 1250 Polydras Street, Rm 200 New Orleans, LA 70113-2692	LA
San Diego VA Regional Office 8810 Rio San Diego Drive San Diego, CA 92108-1508	CA	Des Moines VA Regional Office 210 Walnut Street – Room 1063 Des Moines, IA 50309-9825	IA	Boston VA Regional Office John F. Kennedy Building Government Center – Room 1265 Boston, MA 02203-0393	MA
Los Angeles VA Regional Office Federal Building 11000 Wilshire Boulevard Los Angeles, CA 90024-3602	CA	Boise VA Regional Office 444 West Fort Street Boise, ID 83702	ID	Baltimore VA Regional Office Federal Building 31 Hopkins Plaza – Room 233 Baltimore, MD 21201-0001	MD
Denver VA Regional Office 155 Van Gordon Street Denver, CO 80228	CO			Togus VA Regional Office One VA Center Augusta, ME 04330-6795	ME



VA



**U.S. Department
of Veterans Affairs**
Veterans Benefits
Administration

Detroit VA Regional Office Patrick V. McNamara Federal Building 477 Michigan Avenue – Room 1400 Detroit, MI 48226-2591	MI	Lincoln VA Regional Office 3800 Village Drive Lincoln, NE 68516-4198 Mailing Address: PO Box 85816 Lincoln, NE 68501-5816	NE	Muskogee VA Regional Office Federal Building 125 South Main Street Muskogee, OK 74401-7025	OK
St. Paul VA Regional Office Bishop Henry Whipple Federal Building One Federal Drive – Fort Snelling St. Paul, MN 55111-4050	MN	Manchester VA Regional Office Norris Cotton Federal Building 275 Chestnut Street Manchester, NH 03101	NH	Portland VA Regional Office 100 SW Main Street, Floor 2 Portland, OR 97204-2998 Mailing Address: 100 SW Main St FL 2 Portland, OR 97204	OR
St. Louis Records Mgmt. Center 4300 Goodfellow Boulevard Building 104 St. Louis, MO 63120-8950	MO	Newark VA Regional Office 20 Washington Place Newark, NJ 07102-3174	NJ	Philadelphia VA Regional Office 5000 Wissahickon Avenue Philadelphia, PA 19144 Mailing Address: P.O. Box 8079 Philadelphia, PA 19101	PA
St. Louis VA Regional Office 9700 Page Avenue St. Louis, MO 63103	MO	Albuquerque VA Regional Office 500 Gold Avenue, South West Albuquerque, NM 87102-3118	NM	Pittsburgh VA Regional Office 1000 Liberty Avenue Pittsburgh, PA 15222-4004	PA
Jackson VA Regional Office 1600 East Woodrow Wilson Avenue Jackson, MS 39216	MS	Reno VA Regional Office 5460 Reno Corporate Drive Reno, NV 89511	NV	San Juan VA Regional Office 50 Carr 165 Guaynabo San Juan, PR 00968-8024	PR
Ft. Harrison VA Regional Office 3633 Veterans Drive Ft. Harrison, MT 59636	MT	Buffalo VA Regional Office 130 South Elmwood Avenue Buffalo, NY 14202-2478	NY	Providence VA Regional Office 380 Westminster Street Providence, RI 02903-3246	RI
Winston-Salem VA Regional Office Federal Building 251 North Main Street Winston-Salem, NC 27155-1000	NC	New York VA Regional Office 245 W. Houston Street New York, NY 10014-4805	NY	Columbia VA Regional Office 6437 Garners Ferry Road Columbia, SC 29209-2495	SC
Fargo VA Regional Office 2101 Elm Street Fargo, ND 58102	ND	Cleveland VA Regional Office Anthony J. Celebrezze Federal Building 1240 East 9th Street Cleveland, OH 44199-2001	OH	Sioux Falls VA Regional Office 2501 West 22nd Street Sioux Falls, SD 57105	SD



U.S. Department
of Veterans Affairs
Veterans Benefits
Administration



Nashville **TN**
VA Regional Office
 110 Ninth Avenue, South
 Nashville, TN 37203-3817

Houston **TX**
VA Regional Office
 6900 Almeda Road
 Houston, TX 77030-4200

Waco **TX**
VA Regional Office
 One Veterans Plaza
 701 Clay Avenue
 Waco, TX 76799-0001

Salt Lake City **UT**
VA Regional Office
 550 Foothill Drive
 Salt Lake City, UT 84113

Roanoke **VA**
VA Regional Office
 210 Franklin Rd, SW
 Roanoke, VA 24011

White River Junction **VT**
VA Regional Office
 215 North Main Street
 White River Junction, VT 05001

Seattle **WA**
VA Regional Office
 Federal Building
 915 Second Avenue, Room 1392
 Seattle, WA 98174-1060

Milwaukee **WI**
VA Regional Office
 5400 W. National Avenue
 Milwaukee, WI 53214

Huntington **WV**
VA Regional Office
 640 Fourth Avenue
 Huntington, WV 25701-1340

Cheyenne **WY**
VA Benefits Office

2360 E. Pershing Blvd.
 Cheyenne, WY 82001-5356

The above address is the
 Cheyenne benefits office. The
 Denver regional office processes
 claims for the state of Wyoming.

Manila **TX**
VA Regional Office
 U.S. Embassy
 1501 Roxas Blvd
 Pasay City, Philippines 1302
 Mailing Address:
 PSC 501
 DPOAP 96515

District Offices

Northeast District **MO**
 Charles F. Prevedel Federal Bldg,
 9700 Page Avenue, Suite 301
 St. Louis, MO 63132

Southeast District **TN**
 3322 West End, Suite 408
 Nashville, TN 37203

Continental District **CO**
 155 Van Gordon Street
 Lakewood, CO 80228

Pacific District **AZ**
 3333 North Central Avenue,
 Suite 3026
 Phoenix, AZ 85012-2402

Centralized Mail Address

**SMS Janesville Facility –
 Centralized Mail**
 Department of Veterans Affairs
 Claims Intake Center
 PO Box 5235
 Janesville, WI 53547-5235

Contact Information

Compensation Information:
1-800-827-1000

Department of Veterans Affairs
 home page
www.va.gov

Veterans Benefits Administration
 home page
benefits.va.gov

eBenefits
 (Online forms and applications)
ebenefits.va.gov



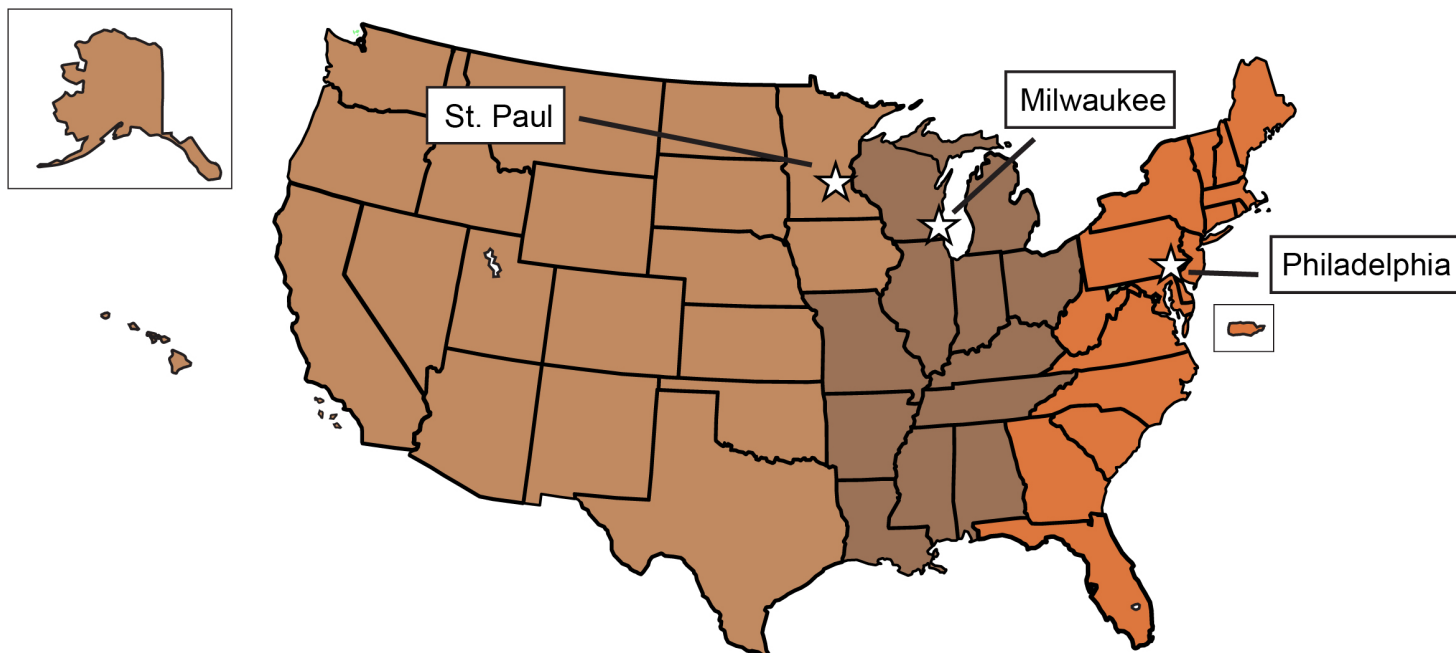
VA



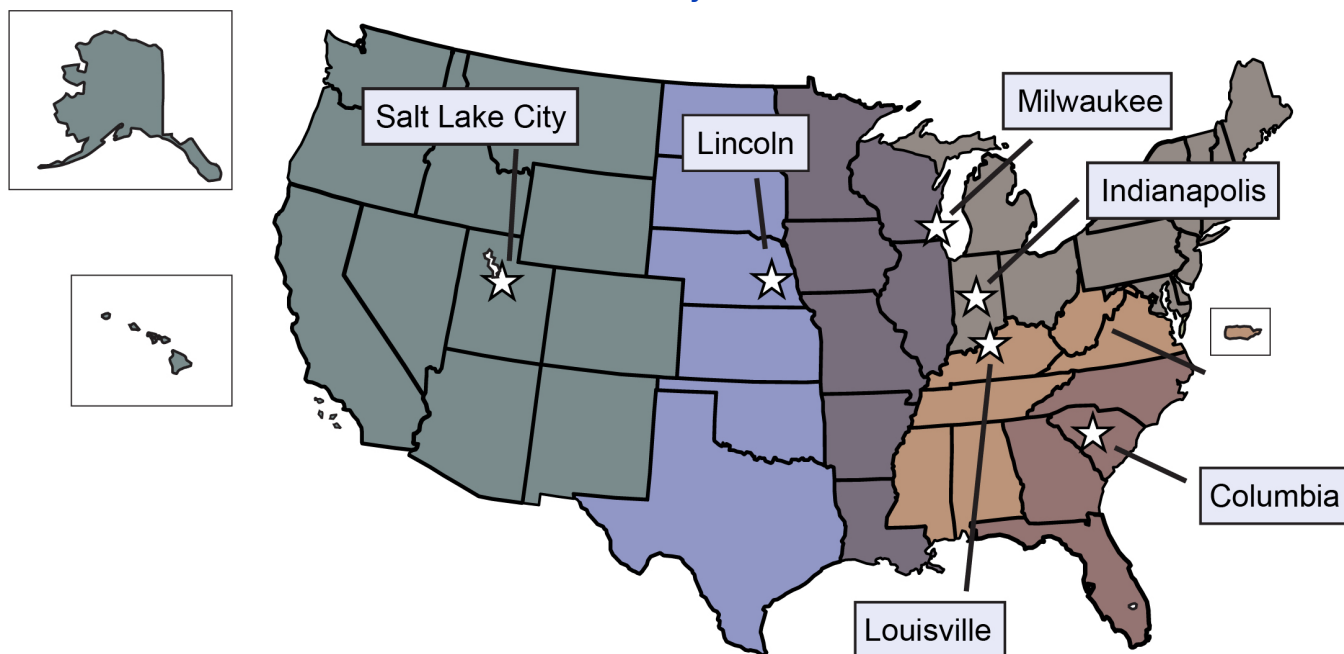
**U.S. Department
 of Veterans Affairs**
 Veterans Benefits
 Administration

Program Jurisdiction Information/Maps

Pension Management Centers



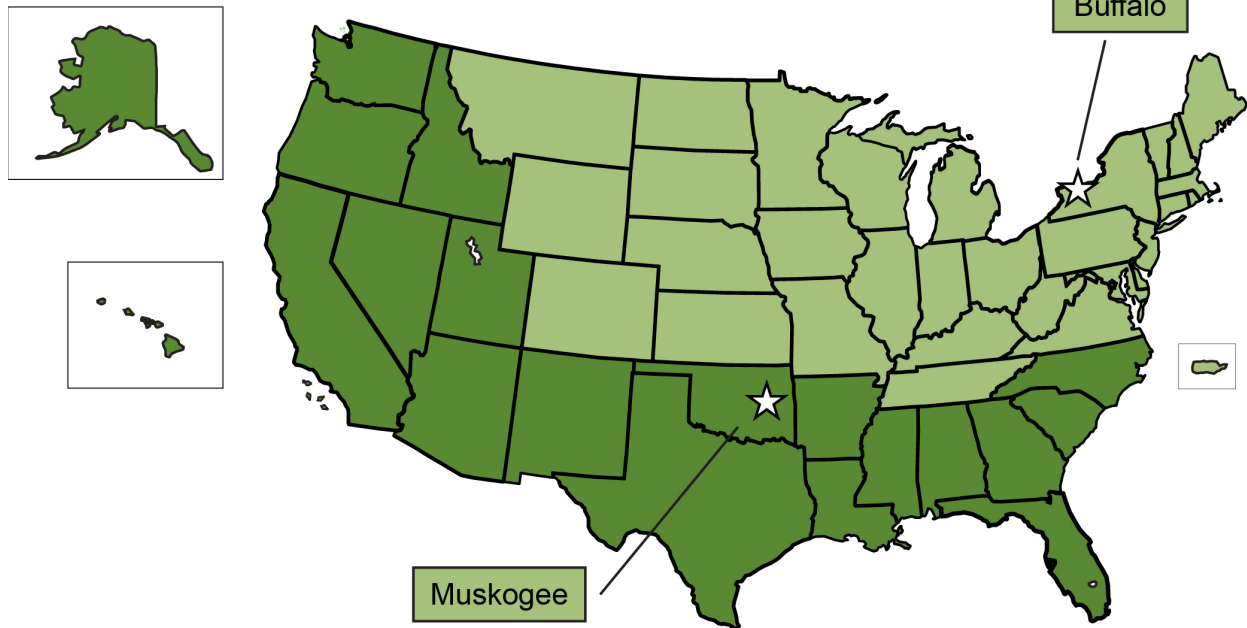
Fiduciary Hubs



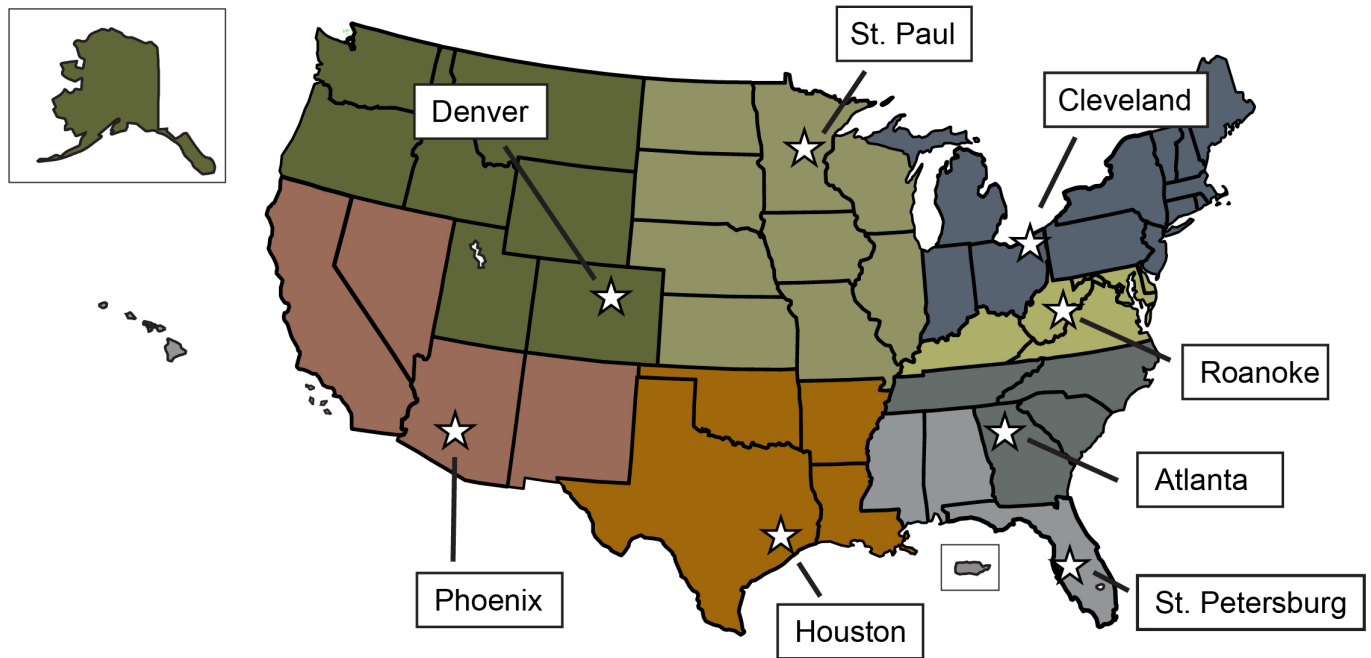
U.S. Department
of Veterans Affairs
Veterans Benefits
Administration



Education Regional Processing Offices



Regional Loan Centers



Release history

Version & Changes	Date
Data as of	09/30/2021



VA



U.S. Department
of Veterans Affairs
Veterans Benefits
Administration

Glossary

AID AND ATTENDANCE – An additional monetary allowance payable to individuals who are:

In a nursing home or
In need of daily care to help with
feeding, dressing, attending to the
wants of nature, protecting oneself
from hazards of the daily
environment, or keeping clean.

APPLICANTS (VR&E) – Veterans or Servicemembers who have applied for Veteran Readiness and Employment (VR&E) services.

BENEFITS DELIVERY AT DISCHARGE (BDD) – Program to assist active duty personnel in filing for VA benefits prior to their separation or retirement from active duty. VBA provides information about VA benefits and assistance in filing benefit claims.

BODY SYSTEMS – Title 38, Code of Federal Regulations, Part 4, classifies the various areas of the body into fifteen (15) different systems as follows:

Musculoskeletal System
Skin
Auditory
Mental Disorders
Digestive System
Neurological Conditions and Convulsive Disorders
Cardiovascular System
Respiratory System
Endocrine System
Genitourinary System
Eye
Infectious Diseases, Immune Disorders,
Nutritional Deficiencies
Gynecological Conditions
Dental and Oral Conditions
Hemic and Lymphatic Systems

BUYER STATUS – A first-time homeowner or previous homeowner.

CASH-OUT REFINANCE – This refinancing option is for Veterans and Servicemembers interested in taking cash out of their home equity and can be used to refinance a non-VA loan into a VA loan.

CASH SURRENDER – A policyholder, upon request, receives the cash value that accrued in his/her life insurance policy, and in return surrenders all rights, title, and interest to his/her basic and/or paid-up additional insurance coverage amounts.

CERTIFICATE OF ELIGIBILITY – Verification to the lender that the potential borrower is qualified for a VA-guaranteed loan. The COE can be applied for online through www.ebenefits.va.gov or by contacting the borrower's lender.

CHAPTER 31 BENEFITS – Veteran Readiness and Employment program provides benefits and services to Veterans whose service-connected disabilities limit or prohibit employment options.

CODE OF FEDERAL REGULATIONS (CFR) – VA rules and regulations are contained in Title 38 Code of Federal Regulations (38 CFR). The Secretary of Veterans Affairs is empowered to prescribe all rules and regulations, consistent with existing law, necessary or appropriate to carry out the laws administered by the Department (Section 501, Title 38 USC).

COMBINED DEGREE – The combined degree of disability is expressed as a percentage (from 0 to 100 in increments of 10) and represents the overall disabling effect of a Veteran's service-connected disabilities.

COMPLETED EVALUATION (VR&E) – Eligible Applicants who actively participated in initial evaluation services.

COMPENSABLE ZEROES – Disabilities that are independently evaluated at zero percent disabling but produce an employment handicap to warrant a 10% combined disability evaluation. This evaluation entitles the Veteran to receive disability compensation payments.



U.S. Department
of Veterans Affairs
Veterans Benefits
Administration



COMPUTER SYSTEMS – VBA derives statistical data about Veterans from multiple sources and from various computer systems: e.g. VBA Data Warehouse, VBA's Benefits Delivery Network (BDN), the Beneficiary Identification and Records Locator System (BIRLS); and the Board of Veterans' Appeals Control and Locator System (VACOLS).

DEPENDENTS EDUCATIONAL ASSISTANCE

(DEA) – Refers to Dependents Educational Assistance Program (Chapter 35 of the Title 38, U.S. Code). See Survivors and Dependents Educational Assistance.

DEPENDENCY AND INDEMNITY

COMPENSATION (DIC) – A monetary death benefit payable to eligible survivors (surviving spouses, children, and/or dependent parents) of Servicemembers who die in service or as a result of a service-connected death.

DEPENDENTS – Qualifying dependents for VA benefit purposes are a Veteran's spouse and child (natural child, adopted child, or stepchild). A Veteran's mother or father may also be considered a dependent generally if there is financial need.

DIAGNOSTIC CODES – VBA uses four-digit numeric codes to signify specific medical conditions. These numeric codes are in 38 CFR, Part 4.

DIRECT LOAN – A home loan made by the Department of Veterans Affairs directly to Veterans. This is distinct from guaranteed loans, which are made by private lenders and guaranteed by VA.

DISABILITY COMPENSATION – A monetary benefit paid to Veterans for service-connected disability.

PENSION – A monetary benefit paid to wartime Veterans who are age 65 or older, or permanently and totally disabled as the result of a non-service-connected disability. In either case, the Veteran's annual income must not exceed the limit set by statute in order to qualify for this benefit.

DISCONTINUED (VR&E) – Situations in which termination of all services and benefits received under Chapter 31 is necessary.

DIVIDEND – A payment to policyholders in participating life insurance programs. It is an allocation of program surplus funds representing the return of premiums not needed to pay claims and expenses, and a distribution of earnings from investment. Dividends are issued annually on the policy anniversary date.

DMDC – The Defense Manpower Data Center maintains the largest archive of personnel, manpower, training and financial data in the Department of Defense (DoD).

NO DOWN PAYMENT OPTION – The VA home loan guaranty program allows the Veteran to enter the home buying market with the option of providing no down payment. This option is intended to help the Veteran afford the purchase of a suitable home.

EDUCATIONAL ASSISTANCE – A monetary benefit available to eligible Veterans, dependents, reservists, and Servicemembers while they are in an approved training program.

EDUCATION REHABILITATIONS (VR&E) – Veteran pursues additional education or training instead of obtaining employment after completing his/her training under Chapter 31.

ELIGIBLE APPLICANTS (VR&E) – Servicemembers or Veterans are eligible if they have a qualifying service-connected disability or memorandum rating.

ELIGIBILITY – VA benefits require that the Veteran be discharged from active military service under "other than dishonorable" conditions. In addition to this general requirement, there are specific statutory and regulatory requirements for each of the five benefit programs; some of these requirements are described in the sections of this report dealing with the respective benefit programs.

EMPLOYMENT HANDICAP (EH) (VR&E) – An impairment of a Veteran's ability to prepare for, obtain, or retain employment consistent with such Veteran's abilities, aptitudes, and interests if the impairment results in substantial part from a service-connected disability. For Veterans within the 12-year basic period of eligibility and rated at 20 percent or more, a finding of employment handicap results in entitlement to Veteran Readiness and Employment Services.



VA



U.S. Department
of Veterans Affairs
Veterans Benefits
Administration

ENTITLED APPLICANTS (VR&E) – Veterans are determined to be entitled when services are needed to assist them to overcome either an employment handicap or serious employment handicap related to their disabling condition.

ENTITLEMENT (EDU) – The number of months the student is eligible for VA education benefits. This number is usually expressed in months and days the student will be eligible for full-time benefits. Entitlement may vary depending on the education program the individual qualifies under. In no event will entitlement exceed 48 months under any combination of education programs.

ENTITLEMENT (C&P) – Once basic eligibility requirements have been met, decisions on entitlement for C&P benefits are based on statutory and regulatory requirements and the evidence of record that documents these requirements have been met.

FACE VALUE – The dollar amount of life insurance money that would be paid upon the death of the Veteran or at the maturity of the policy, subject to adjustments for indebtedness, dividends, premium overpayments, or “paid-up additions.”

FIDUCIARY – An individual or entity who has been appointed by VA to receive VA benefits on behalf of a beneficiary for the use and benefit of the beneficiary and the beneficiary’s dependents.

FIRST-TIME HOMEOWNER – A Veteran using his home loan entitlement to purchase a home for the first time.

FISCAL YEAR (FY) – Any yearly accounting or budgetary period without regard to its relationship to the calendar year. The Department of Veterans Affairs fiscal year is from October 1 through September 30. The year number of the fiscal year is based on the date on September 30.

FORECAST OF PROGRAM LIABILITIES – Future liabilities represent payments that the government is obligated to deliver in future years. This is much like the obligation of a life insurance company to pay the face amount of a standard policy to beneficiaries at the time of the insured person’s death.

FUNDING FEE – A fee, required by law, charged to Veterans who obtain a VA guaranteed home loan.

FSGLI – Family Servicemembers’ Group Life Insurance was established in 2001 to provide Servicemembers, who have Servicemembers’ Group Life Insurance (SGLI) coverage, the opportunity to have life insurance coverage on their spouses and dependent children.

GI BILL OF RIGHTS – Also known as the Servicemen’s Readjustment Act of 1944 (PL 78-346), which authorized the existence of the Home Loan Guaranty Program.

GUARANTEED LOAN – A loan that is federally backed by the VA home loan provision.

GUARANTY CLAIM AMOUNT – The payment amount calculated for foreclosure, deed-in-lieu, and compromise sale claims based upon total eligible indebtedness, maximum guaranty, and credit to the indebtedness (net value or proceeds from the sale, whichever is greater).

HOUSEBOUND – An additional monetary allowance payable to those individuals who are substantially confined to their home or immediate premises as a result of a permanent disability.

INDIVIDUAL UNEMPLOYABILITY – Veterans unable to secure and follow a substantially gainful occupation by reason of service-connected disability will be rated totally disabled, provided that the Veteran has a single disability rated 60% or more or a combined evaluation of at least 70%, with one disability ratable at 40% or higher.



U.S. Department
of Veterans Affairs
Veterans Benefits
Administration



INTEREST RATE REDUCTION REFINANCE LOAN

(IRRRL) – An IRRRL is a VA-guaranteed loan made to refinance an existing VA-guaranteed loan, generally at a lower interest rate than the existing VA loan, and with lower principal and interest payments than the existing VA loan.

KICKERS (EDU) – Amounts contributed by DoD to an education fund on behalf of participants to encourage enlistment or retention in the Armed Forces. (The military services may use different terms such as “Army College Fund” or “Navy College Fund”, etc.) These amounts are added to any other education benefits to which the person may be entitled. Kickers are applicable only to MGIB-AD, MGIB-SR, VEAP and REAP.

LOAN (INS) – An amount borrowed against the cash value of a permanent plan life insurance policy.

LOAN DEFAULTED-GUARANTY CLAIM PAID –

Home Loan Guaranty term used when the borrower defaults on the loan and VA pays the home loan guaranty claim.

LOAN GUARANTY PROGRAM – The benefit program whereby VA guarantees a portion of a loan to lenders to facilitate Veterans obtaining a home.

LOAN LIMITS – The amount a qualified Veteran with full entitlement may be able to borrow without making a down payment. While VA does not set a cap on how much can be borrowed, limits exist on the amount of liability VA can assume, which usually affects the amount of money an institution will lend.

MATURED ENDOWMENT – The face amount of life insurance less any indebtedness that is paid to the insured at maturity of the policy, based on the plan of life insurance. The proceeds may be paid as a lump sum or the insured may request installment payments.

MAXIMUM REHABILITATION GAIN (MRG)

(VR&E) – A Veteran has reached MRG when VR&E is able to measure substantial improvement in the Veteran’s circumstances that is directly attributable to services provided to VR&E. Specifically:

- Services contributed to a Veteran obtaining or maintaining employment that does not meet the criteria for rehabilitation, or
- Services substantially improved the circumstances of a Veteran who is not currently employable in a suitable job.

MGIB-AD – The Montgomery GI Bill-Active Duty Educational Assistance Program (Chapter 30 of Title 38, U.S. Code) which provides educational assistance to persons who served on active duty in the Armed Forces.

MGIB-SR – The Montgomery GI Bill-Selected Reserve Educational Assistance Program (Chapter 1606 of Title 10, U.S. Code) which provides educational assistance to members of the Selected Reserve or the Ready Reserve of any of the reserve components of the Armed Forces.

MISUSE (FID) – Misuse occurs in any case in which the fiduciary receives payment of benefits for the use and benefit of a beneficiary and uses any part of such payment for a use other than the use and benefit of the beneficiary or the beneficiary’s dependents.

NSLI – National Service Life Insurance was established in 1940 to meet the insurance needs of World War II Veterans. The program closed in 1951.

ORIGINAL DISABILITY CLAIM – A Veteran’s first claim for disability benefits, either compensation or pension or both. Any subsequent claim is categorized as a reopened or supplemental claim.



VA



U.S. Department
of Veterans Affairs
Veterans Benefits
Administration

PAID-UP ADDITIONS – Policyholders with participating policies can use their annual dividends to purchase additional life insurance. Established in 1972, this is the only way most policyholders may increase their life insurance coverage amount.

PARTICIPANTS (VR&E) – Veterans in any stage of the vocational rehabilitation process after the applicant and evaluation phases have been completed, including: extended evaluation, independent living, job-ready status, rehabilitation to employment, and interrupted. Participants also include those discontinued and rehabilitated from a plan of service.

PEACETIME VETERANS – Veterans who served during a period of time not statutorily defined as a period of war.

PRISONERS OF WAR (POWs) – Veterans who were forcibly detained (confined) by an enemy, foreign government, or hostile force while serving in the active military, naval or air service.

PREVIOUS HOMEOWNER – A person who has had a previous ownership interest in a home.

PROTECTED PENSION – The pension program, both disability and death, replaced by Section 306 Pension, which in turn was replaced by the current pension program under the provisions of PL 95-588. Veterans and survivors receiving either Protected Pension or Section 306 Pension may continue to receive the benefits as long as they continue to meet the basic entitlement requirements of the respective programs.

PURCHASE LOAN – A loan made solely for the purpose for purchasing a home.

RANGE OF DISABILITIES – A disability is evaluated according to the VA Schedule for Rating Disabilities in Title 38, CFR, and Part 4. Extent of disability is expressed as a percentage from 0% (for conditions that exist but are not disabling to a compensable degree) to 100%, in increments of 10%. Most disabilities, however, do not have every 10% increment from 0 to 100.

RATING SCHEDULE – Title 38, CFR Part 4.

REAP – The Reserve Educational Assistance Program (Chapter 1607 of Title 10, U.S. Code) which provides educational assistance to members of the Guard and Reserves who serve on active duty in support of a contingency operation under federal authority on or after September 11, 2001.

REFINANCE – The replacement of an existing debt obligation with a debt obligation, generally with better terms.

REGIONAL OFFICE (RO) – A VA field office composed of divisions which carry out the functions of VBA. Fifty-six such offices exist throughout the United States, Puerto Rico, and the Philippines.

REHABILITATION (VR&E) – A determination that a Veteran has successfully obtained and maintained suitable employment and/or has successfully completed an independent living program.

RESERVIST – A member of a reserve component of one of the Armed Forces who has potential entitlement to certain VA benefits by reason of his or her reserve status, including educational assistance under Title 10 of the United States Code, Chapter 1606.

RESTORED ENTITLEMENT – Previously used entitlement may be restored when a property secured by a VA loan is sold and the loan is paid in full, or when an eligible Veteran transferee agrees to assume the outstanding balance on a VA loan and substitute his/her entitlement for the same amount originally used on the loan.

SDVI – Service-Disabled Veterans Insurance was established in 1951 to meet the insurance needs of Veterans with service-connected disabilities. SDVI is open to Veterans who received other than dishonorable discharge separated from the service on or after April 25, 1951, and who received a service-connected disability rating of 0% or greater within the last two years.

SECONDARY MARKET – The financial market where mortgages are bought and sold.

SERVICE-CONNECTED – A disease or injury determined to have occurred in or to have been aggravated by military service.



U.S. Department
of Veterans Affairs
Veterans Benefits
Administration



SERIOUS EMPLOYMENT HANDICAP – A significant impairment, caused in whole or in part by a service-connected disability, in the Veteran's ability to prepare for, obtain, or retain employment consistent with his or her abilities, aptitudes, and interests.

SERVICEMEMBER – An individual who is currently serving on active duty.

SGLI – Servicemembers Group Life Insurance was established in 1965 to meet the insurance needs of Servicemembers.

SPECIALLY ADAPTED HOUSING GRANT (SAH) – A grant to a seriously disabled Veteran to assist in adapting his or her home to accommodate limitations caused by the disability.

SPECIAL HOUSING ADAPTATION (SHA) – A grant available to disabled Veterans and Servicemembers who have blindness in both eyes, or have anatomical loss or loss of use of both hands, or disability due to severe burns that have limited motion of one or more extremities. The grant assists in adapting their homes to accommodate limitations caused by the disabilities.

SUITABLE EMPLOYMENT (VR&E) – Employment that does not aggravate the Veteran's disabilities, is stable, and is consistent with his or her pattern of abilities, aptitudes, and interests.

SURVIVORS AND DEPENDENTS EDUCATIONAL ASSISTANCE (DEA) – Under Chapter 35 of Title 38, U.S. Code, a monetary educational benefit payable to eligible dependents and survivors of Veterans.

TITLE 38 CODE OF FEDERAL REGULATIONS – Regulations that pertain to Veterans' benefits.

TOTAL DISABILITY INCOME (INS) – An option available with some insurance policies that provides for monthly payments to policyholders who, prior to their 65th birthday, have incurred a mental or physical disability which prevents them from performing substantially gainful employment.

TOTAL AND PERMANENT DISABILITY – Total ratings are authorized for any disability or combination of disabilities for which the Schedule of Rating Disabilities prescribes a 100% evaluation or, where less than 100%, the requirements for Individual Unemployability are met. Permanence of total disability is considered to exist when the impairment is reasonably certain to continue throughout the life of the disabled Veteran and generally requires no future medical exams.

TSGLI – The Traumatic Injury Protection Program provides automatic traumatic injury coverage to all Servicemembers covered under the Servicemembers' Group Life Insurance (SGLI) program. Every member who has SGLI also has TSGLI effective December 1, 2005. This coverage applies to active duty members, reservists, funeral honors duty and one-day muster duty. This benefit is also provided retroactively for members (whether they were insured for SGLI or not) who incurred certain severe losses as a result of a traumatic injury between October 7, 2001, and December 1, 2005.

USGLI – United States Government Life Insurance was established in 1919 to meet the insurance needs of World War I Veterans. This program closed in 1951.

VEAP – The Veterans Educational Assistance Program (Chapter 32 of Title 38, U.S. Code) is a contributory educational assistance program for Post-Vietnam Era Veterans.

VETERAN – A person who served in the active military, naval, or air service, and who was discharged or released under conditions other than dishonorable.

VETERANS OPPORTUNITY TO WORK (VOW) TO HIRE HEROES ACT OF 2011 – Provides a seamless transition for Servicemembers, expands education and training opportunities for Veterans, and provides tax credits for employers who hire Veterans with service-connected disabilities.



VA



U.S. Department
of Veterans Affairs
Veterans Benefits
Administration

VETERANS RETRAINING ASSISTANCE

PROGRAM (VRAP) – Part of the Veterans Opportunity to Work (VOW) to Hire Heroes Act of 2011, the Veteran Retraining Assistance Program (VRAP) offered up to 12 months of retraining assistance to unemployed Veterans who are between the ages of 35 and 60 and meet other selected criteria. Training must have been offered at a community college or technical school and lead to an associate's degree or certificate in a high demand field. Authority to pay benefits under this program expired April 1, 2014.

VGLI – Veterans Group Life Insurance was established in 1974 to meet the insurance needs of Veterans after separation from service.

VMLI – Veterans Mortgage Life Insurance was established in 1971 to provide mortgage protection life insurance to severely disabled Veterans who have received grants for the purchase of specially adapted housing.

VR&E – The Veteran Readiness and Employment (VR&E) Program is available to help service-disabled Veterans become employable and live independently.

VRI – Veterans' Reopened Insurance was established in 1965 to provide insurance protection for certain classes of disabled Veterans from World War II and the Korean Conflict. The program closed in 1966.

VSLI – Veterans Special Life Insurance was established in 1951 to meet the insurance needs of Veterans who served during the Korean Conflict and post-Korean era. The program closed in 1956.

ZERO (0) PERCENT DISABILITY – A zero-percent disability rating means that a disability exists and is related to the Veteran's service but is not so disabling that it entitles the Veteran to compensation payments. Also called a non-compensable disability.



U.S. Department
of Veterans Affairs
Veterans Benefits
Administration



Contact Information

Department of Veterans Affairs home page	www.va.gov
VA Forms	www.va.gov/vaforms
Frequently Asked Questions	iris.custhelp.va.gov/app/answers/list
Submit a Question	iris.custhelp.va.gov/app/ask
VA Regional Office Location	www.va.gov/find-locations
Veterans Crisis Line	1-800-273-8255 and press 1
Toll Free Number	1-800-827-1000
TTY, Federal Relay	711
Fax Number (inside the U.S.):	1-844-531-7818
Fax Number (outside the U.S.):	1-248-524-4260

Centralized Mail Address**

U.S. Department of Veterans Affairs
Claims Intake Center
PO Box 4444
Janesville, WI 53547-4444

*Include your full name and VA file number on the fax coversheet.

**Include your full name and VA file number on the inside of mailed correspondence (not on envelope).



VA



U.S. Department
of Veterans Affairs
Veterans Benefits
Administration

VETERANS BENEFITS ADMINISTRATION

Annual Benefits Report

FISCAL YEAR 2021



COMPENSATION



**PENSION &
FIDUCIARY**



EDUCATION



INSURANCE



**HOME LOAN
GUARANTY**



**VETERAN
READINESS &
EMPLOYMENT**



**OUTREACH
TRANSITION &
ECONOMIC DEVELOPMENT**

VA



U.S. Department
of Veterans Affairs