

VETERANS BENEFITS ADMINISTRATION

Annual Benefits Report

FISCAL YEAR 2019



VA



U.S. Department
of Veterans Affairs

The Fiscal Year 2019 Annual Benefits Report

This section of the report contains general information on all Veterans Benefits Administration programs as well as information previously contained in the appendix sections. Each of the six primary programs has a separate section, identifiable by a unique color scheme and icon. Links to the files for each section are on page 4 or on the Annual Benefits Report website: benefits.va.gov/reports/annual_benefits_report.

Our mission is to serve as a leading advocate for Servicemembers, Veterans, their families and Survivors, delivering with excellence Veteran-centered and personalized benefits and services that honor their service, assist in their readjustment, enhance their lives, and engender their full trust.



U.S. Department
of Veterans Affairs
Veterans Benefits
Administration



Table of Contents

Table of Contents	3	Maine	32
Table of Contents for Each Program's Section	4	Maryland	33
Mission, Vision, and VA's Core Values	5	Massachusetts	34
Mission Statement	5	Michigan	35
Vision Statement	5	Minnesota	36
I CARE (VA Core Values and Characteristics)	5	Mississippi	37
VA Core Values ("I CARE")	5	Missouri	38
VA Characteristics:	6	Montana	39
Purpose and Overview	7	Nebraska	40
Overview - All Programs	7	Nevada	41
Total Program Expenditures (\$millions)	7	New Hampshire	42
Total Recipients	8	New Jersey	43
Overview - Compensation	8	New Mexico	44
Overview - Pension and Fiduciary	9	New York	45
Overview - Education	9	North Carolina	46
Overview - Insurance	10	North Dakota	47
Overview - Home Loan Guaranty	10	Ohio	48
Overview - Vocational Rehabilitation and Employment	11	Oklahoma	49
Data on Individual States	12	Oregon	50
State Totals	12	Pennsylvania	51
Alabama	13	Rhode Island	52
Alaska	14	South Carolina	53
Arizona	15	South Dakota	54
Arkansas	16	Tennessee	55
California	17	Texas	56
Colorado	18	Utah	57
Connecticut	19	Vermont	58
Delaware	20	Virginia	59
District of Columbia	21	Washington	60
Florida	22	West Virginia	61
Georgia	23	Wisconsin	62
Hawaii	24	Wyoming	63
Idaho	25	Puerto Rico	64
Illinois	26	Philippines	65
Indiana	27	Other Foreign	66
Iowa	28	Program Sections - see next page	
Kansas	29	Regional Office Addresses	67
Kentucky	30	District Offices	69
Louisiana	31	Program Jurisdiction Information/Maps	70
		Change Log	71
		Glossary	72
		Contact Information	79



VA



U.S. Department
of Veterans Affairs
Veterans Benefits
Administration

Table of Contents for Each Program's Section

Each title and icon is a link to the file on the VBA reports website: benefits.va.gov/reports/ABR

Compensation

Program Descriptions	67
Quick Reference	70
Compensation Veteran Data	74
Compensation Disability Data	91
Dependency and Indemnity Compensation (DIC) Data	114
Contact Information	118



Pension and Fiduciary

Program Descriptions	119
Quick Reference	124
Veterans Pension Data	126
Survivors Pension Data	132
Fiduciary Data	138
Contact Information	142



Education

Program Descriptions	143
Quick Reference	150
Education Program Data	152
Contact Information	160



Life Insurance

Program Descriptions	161
Quick Reference	170
Life Insurance Program Data	173
Contact Information	184



Home Loan Guaranty

Program Descriptions	187
Quick Reference	192
Specially Adapted Housing Data	202
Loan Administration Data	203
Contact Information	204



Vocational Rehabilitation and Employment

Program Descriptions	205
Quick Reference	209
VR&E Program Data	212
Contact Information	218



VETERANS BENEFITS ADMINISTRATION

Mission, Vision, and VA's Core Values

The Veterans Benefits Administration is one of three Administrations forming the U.S. Department of Veterans Affairs. VBA offers a wide range of benefits to our Nation's Veterans, Servicemembers, and their families and survivors.

Mission Statement

The mission of the Veterans Benefits Administration is to serve as a leading advocate for Servicemembers, Veterans, their families and Survivors, delivering with excellence Veteran-centered and personalized benefits and services that honor their service, assist in their readjustment, enhance their lives, and engender their full trust.

Vision Statement

Our vision is to fulfill our Nation's promise to those who serve by delivering the benefits and services they have earned to enable full, independent, and productive lives.

I CARE (VA Core Values and Characteristics)

VA Core Values and Characteristics are applied universally across all of VA and define "who we are." VA's Characteristics define "what we stand for," and help guide how we will perform our core mission; they shape our strategy, and influence resource allocation and other important decisions made within VA.

VA Core Values ("I CARE")

Integrity: Act with high moral principle. Adhere to the highest professional standards. Maintain the trust and confidence of all with whom I engage.

Commitment: Work diligently to serve Veterans and other beneficiaries. Be driven by an earnest belief in VA's mission. Fulfill my individual responsibilities and organizational responsibilities.

Advocacy: Be truly Veteran-centric by identifying, fully considering, and appropriately advancing the interests of Veterans and other beneficiaries.

Respect: Treat all those I serve and with whom I work with dignity and respect. Show respect to earn it.

Excellence: Strive for the highest quality and continuous improvement. Be thoughtful and decisive in leadership, accountable for my actions, willing to admit mistakes, and rigorous in correcting them.



VA



U.S. Department
of Veterans Affairs
Veterans Benefits
Administration

VA Characteristics:

Trustworthy: VA earns the trust of those it serves – every day – through the actions of all employees.

Accessible: VA engages and welcomes Veterans and other beneficiaries, facilitating their use of the entire array of its services. Each interaction will be positive and productive

Quality: VA provides the highest standard of care and services to Veterans and beneficiaries while managing the cost of its programs and being efficient stewards of all resources entrusted to it by the American people.

Innovative: VA prizes curiosity and initiative, encourages creative contributions from all employees, seeks continuous improvement, and adapts to remain at the forefront in knowledge, proficiency, and capability to deliver the highest standard of care and services.

Agile: VA anticipates and adapts quickly to current challenges and new requirements by continuously assessing the environment in which it operates and devising solutions to better serve Veterans, other beneficiaries, and Servicemembers.

Integrated: VA links care and services across the Department; other federal, state, and local agencies; partners; and Veterans Services Organizations to provide useful and understandable programs to Veterans and other beneficiaries. VA's relationship with the Department of Defense is unique, and VA will nurture it for the benefit of Veterans and Servicemembers.



U.S. Department
of Veterans Affairs
Veterans Benefits
Administration



Purpose and Overview

Purpose of VBA's Annual Benefits Report

The Annual Benefits Report (ABR) summarizes the benefit programs delivered by VBA, identifies the current level of program participation, and profiles the beneficiaries. The report is intended to accomplish the following:

- Present a clear, complete, data-driven picture of the extent to which Veterans and their dependents use these benefits, and
- Provide insights into the nature of the benefit programs.

A complete discussion of VBA's performance in administering these programs is contained in the Department's FY 2020 / FY 2018 Annual Performance Plan and Report (APP&R), dated March 2019. The document brings together results from past years and program goals and objectives, and can be accessed through this electronic link: <https://www.va.gov/budget/products.asp>.

The VA Strategic Plan FY 2018 – 2024 can be found on the Department's Web site: <https://www.va.gov/op3/docs/StrategicPlanning/VA2018-2024strategicPlan.pdf>.

Veterans Benefits Overview

The Veterans Benefits Administration is one of three administrations comprising the Department of Veterans Affairs. VBA is responsible for administering and delivering an array of federally authorized benefits and services to eligible Veterans and their dependents and survivors. With annual expenditures of \$114 billion, VBA programs have a sweeping impact not only on the Veteran community, but also on the whole of American society. These are programs that touch millions of lives in fundamental ways. Benefits and services administered by VBA fall under six major program areas: Compensation, Pension and Fiduciary, Education, Insurance, Home Loan Guaranty, and Vocational Rehabilitation and Employment. To administer these programs, VBA spent approximately \$3.1 billion during fiscal year 2019.

Overview – All Programs

Total Program Net Outlays (\$millions)

Compensation	\$95,250
Pension and Burial	\$5,201
Education	\$11,516
Vocational Rehabilitation and Employment	\$1,388
Insurance	\$643
Home Loan Guaranty	\$210
Total	\$114,208



VA



U.S. Department
of Veterans Affairs
Veterans Benefits
Administration

Total Recipients

Compensation – Number of service-connected compensation and DIC benefit recipients at the end of fiscal year 2019	5,378,239
Pension – Number of non-service-connected disability Veteran and survivor pension recipients at the end of fiscal year 2019	409,151
Fiduciary – Number of beneficiaries who received services from VA's fiduciary program during fiscal year 2019	176,858
Education – Number of beneficiaries participating in education programs during fiscal year 2019	909,320
Insurance – Number of lives insured at the end of fiscal year 2019	5,668,418
Home Loan Guaranty – Number of loans guaranteed during fiscal year 2019	624,546
Vocational Rehabilitation and Employment – Number of participants during fiscal year 2019	122,249

Overview – Compensation



New compensation recipients and estimated annual payments – during FY 19

Benefit program	Number of recipients	Estimated average individual amount paid annually	Estimated total amount paid annually
Veterans Compensation	309,091	\$12,331	\$3.81 Billion
Survivors DIC ¹	31,908	\$16,923	\$0.54 Billion
Total:	340,999	\$12,760	\$4.35 Billion

All compensation recipients and payments – end of FY 19

Benefit program	Number of recipients	Estimated average individual amount paid annually	Estimated total amount paid annually
Veterans Compensation	4,944,275	\$17,174	\$84.92 Billion
Survivors DIC	433,964	\$16,655	\$7.22 Billion
Total:	5,378,239	\$17,133	\$92.14 Billion

¹ Dependency and Indemnity Compensation and Death Compensation



U.S. Department
of Veterans Affairs
Veterans Benefits
Administration



Overview – Pension and Fiduciary



New pension recipients and estimated annual payments - during FY 19

Benefit program	Number of recipients	Estimated average individual amount paid annually	Estimated total amount paid annually
Veterans Pension	47,114	\$16,341	\$769.9 Million
Survivors Pension ²	15,730	\$11,380	\$179.0 Million
Total	62,844	\$15,100	\$948.9 Million

All pension recipients and payments – end of FY 19

Benefit program	Number of recipients	Estimated average individual amount paid annually	Estimated total amount paid annually
Veterans Pension	239,114	\$12,538	\$3.00 Billion
Survivors Pension	170,037	\$8,976	\$1.52 Billion
Total	409,151	\$11,058	\$4.52 Billion

Number of beneficiaries who received services from VA's fiduciary program during FY 19: 176,858

Overview – Education



Education program beneficiaries and payments

Program	Beneficiaries	Payments (\$000)
Post-9/11 GI Bill	714,346	\$11,098,782
Montgomery GI Bill - Active Duty (MGIB-AD)	22,166	\$215,993
Montgomery GI Bill - Selected Reserve (MGIB-SR)	44,356	\$109,049
Reserve Educational Assistance Program (REAP)	299	\$1,462
Survivors and Dependents Educational Assistance (DEA)	128,075	\$861,152
Post-Vietnam Era Veterans Educational Assistance Program (VEAP)	78	\$106
Total	909,320	\$12,286,544

² The term "Survivors" includes surviving spouses and surviving children.



VA



U.S. Department
of Veterans Affairs
Veterans Benefits
Administration

Overview – Insurance



Number of lives insured at the end of FY 19 by program type

Program	Number of lives
Administered Programs for Veterans	470,386
Veterans' Mortgage Life Insurance	2,592
Veterans' Group Life Insurance	432,940
Servicemembers' Group Life Insurance	2,137,500
Servicemembers' Group Life Insurance Family Coverage (spouses and children)	2,625,000
Total lives insured	5,668,418

Amount of benefits paid during FY 19 by payment type

Payment type	Amount paid
Death awards	\$1,792,122,774
Dividends	\$51,815,624
Loans	\$29,092,000
Matured endowments	\$120,720,834
Cash surrenders	\$46,826,661
Disability claims	\$2,730,471
Total	\$2,043,308,364

Overview – Home Loan Guaranty



Fiscal year 2019 Home Loan Guaranty program highlights

Loans guaranteed	624,546
Interest rate reduction loans	94,861
Total loan amount	\$175,638,600,656
Average amount per loan	\$281,226

Overview – Vocational Rehabilitation and Employment



Vocational Rehabilitation and Employment participants FY 2019

Status	Total
Total applicants	112,848
Eligible applicants	109,751
Completed evaluation (including prior year carry over)	70,869
Entitled applicants (including prior year carry over)	53,392
Entitled applicants (2019 only)	36,999
New plans of service (enrollments)	29,799
Participants	122,249
Rehabilitated	12,131

Education program acronyms

POST 9/11	Post-9/11 Veterans Educational Assistance Program (Post-9/11 GI Bill)
MGIB-AD	All-Volunteer Force Educational Assistance Program (Montgomery GI Bill - Active Duty)
MGIB-SR	Educational Assistance for Members of the Selected Reserve (Montgomery GI Bill - Selected Reserve)
REAP	Reserve Educational Assistance Program
DEA	Survivors and Dependents Educational Assistance
VEAP	Post-Vietnam Era Veterans Educational Assistance Program

These acronyms are provided as a guide to the education program descriptions in the state data on the following pages. For information on each of the programs above refer to the [Education section](#).



VA



U.S. Department
of Veterans Affairs
Veterans Benefits
Administration

State Totals

Estimated total Veteran population: 19,209,704



Compensation³ – Veterans on the rolls at the end of FY 19

Number of Veterans ⁴		Estimated total amount paid monthly	Estimated total amount paid annually
4,944,275		\$7,076,277,249	\$84,915,326,988
Age 34 and under	Age 35 through 54	Age 55 through 74	Age 75 and over
584,124	1,517,221	2,179,662	662,917



Pension³ – Veterans on the rolls at the end of FY 19

Number of Veterans ⁵		Estimated total amount paid monthly	Estimated total amount paid annually
239,114		\$249,463,418	\$2,993,561,013
Age 34 and under	Age 35 through 64	Age 65 through 74	Age 75 and over
649	41,727	106,788	89,936



Education – Participants by program during FY 19

MGIB-AD	MGIB-SR	DEA	VEAP	REAP	Post 9/11	Total participants
21,823	44,356	127,729	0	299	706,294	900,501



Insurance

Life insurance payments during FY 19	Total face value of insurance at the end of FY 19	Total number of policies at the end of FY 19
\$1,237,133,989	\$6,603,414,707	529,505



Home Loan Guaranty – Loans guaranteed during FY 19

Number of loans	Total amount of loans
624,545	\$175,638,600,656



Vocational Rehabilitation and Employment – Participants during FY 19

Total applicants	Number of new plans of service (enrollments)	Number of entitled applicants	Number of program participants	Number of Veterans rehabilitated through independent living	Number of Veterans rehabilitated by obtaining suitable employment
112,848	29,799	53,392	122,249	475	10,938

³ State and age breakout numbers may not add up to the total number of Veterans because some Veterans are unidentifiable by state and/or by age.

⁴ Total includes 578 Veterans and \$8,149,577 in compensation benefits unidentifiable by state.

⁵ Veterans pension only. Total includes 8 Veterans and \$ 99,744 in pension benefits unidentifiable by state



U.S. Department
of Veterans Affairs
Veterans Benefits
Administration



Estimated total Veteran
population: 361,673

Alabama

Compensation – Veterans on the rolls at the end of FY 19



Number of Veterans		Estimated total amount paid monthly	Estimated total amount paid annually
107,647		\$166,093,626	\$1,993,123,509
Age 34 and under	Age 35 through 54	Age 55 through 74	Age 75 and over
9,492	33,729	51,279	13,144

Pension – Veterans on the rolls at the end of FY 19



Number of Veterans		Estimated total amount paid monthly	Estimated total amount paid annually
6,564		\$6,934,957	\$83,219,481
Age 34 and under	Age 35 through 64	Age 65 through 74	Age 75 and over
18	1,135	2,892	2,519

Education – Participants by program during FY 19



MGIB-AD	MGIB-SR	DEA	VEAP	REAP	Post 9/11	Total participants
578	1,164	5,843	0	7	14,219	21,811

Insurance



Life insurance payments during FY 19	Total face value of insurance at the end of FY 19	Total number of policies at the end of FY 19
\$23,333,263	\$124,545,291	10,404

Home Loan Guaranty – Loans guaranteed during FY 19



Number of loans	Total amount of loans
12,337	\$2,744,300,705

Vocational Rehabilitation and Employment – Participants during FY 19



Total applicants	Number of new plans of service (enrollments)	Number of entitled applicants	Number of program participants	Number of Veterans rehabilitated through independent living	Number of Veterans rehabilitated by obtaining suitable employment
2,232	668	1,135	2,447	10	172



VA



**U.S. Department
of Veterans Affairs**
Veterans Benefits
Administration

Alaska

Estimated total Veteran
population: 68,891



Compensation – Veterans on the rolls at the end of FY 19

Number of Veterans		Estimated total amount paid monthly	Estimated total amount paid annually
20,639		\$26,684,905	\$320,218,857
Age 34 and under	Age 35 through 54	Age 55 through 74	Age 75 and over
2,533	7,904	8,656	1,546



Pension – Veterans on the rolls at the end of FY 19

Number of Veterans		Estimated total amount paid monthly	Estimated total amount paid annually
273		\$227,677	\$2,732,127
Age 34 and under	Age 35 through 64	Age 65 through 74	Age 75 and over
0	59	153	61



Education – Participants by program during FY 19

MGIB-AD	MGIB-SR	DEA	VEAP	REAP	Post 9/11	Total participants
31	46	214	0	0	2,874	3,165



Insurance

Life insurance payments during FY 19	Total face value of insurance at the end of FY 19	Total number of policies at the end of FY 19
\$2,059,163	\$10,991,136	890



Home Loan Guaranty – Loans guaranteed during FY 19

Number of loans	Total amount of loans
3,150	\$997,068,090



Vocational Rehabilitation and Employment – Participants during FY 19

Total applicants	Number of new plans of service (enrollments)	Number of entitled applicants	Number of program participants	Number of Veterans rehabilitated through independent living	Number of Veterans rehabilitated by obtaining suitable employment
557	129	244	714	2	71

Estimated total Veteran
population: 492,472

Arizona



Compensation – Veterans on the rolls at the end of FY 19

Number of Veterans		Estimated total amount paid monthly		Estimated total amount paid annually	
119,061		\$162,531,171		\$1,950,374,055	
Age 34 and under	Age 35 through 54	Age 55 through 74		Age 75 and over	
15,623	34,757	51,607		17,050	



Pension – Veterans on the rolls at the end of FY 19

Number of Veterans		Estimated total amount paid monthly		Estimated total amount paid annually	
5,324		\$5,189,082		\$62,268,983	
Age 34 and under	Age 35 through 64	Age 65 through 74		Age 75 and over	
14	922	2,544		1,843	



Education – Participants by program during FY 19

MGIB-AD	MGIB-SR	DEA	VEAP	REAP	Post 9/11	Total participants
1,638	800	4,583	0	8	44,133	51,162



Insurance

Life insurance payments during FY 19	Total face value of insurance at the end of FY 19	Total number of policies at the end of FY 19
\$26,094,254	\$139,282,555	11,247



Home Loan Guaranty – Loans guaranteed during FY 19

Number of loans	Total amount of loans
25,871	\$6,981,428,017



Vocational Rehabilitation and Employment – Participants during FY 19

Total applicants	Number of new plans of service (enrollments)	Number of entitled applicants	Number of program participants	Number of Veterans rehabilitated through independent living	Number of Veterans rehabilitated by obtaining suitable employment
2,819	670	1,353	2,080	36	244



VA



**U.S. Department
of Veterans Affairs**
Veterans Benefits
Administration

Arkansas

Estimated total Veteran
population: 216,323



Compensation – Veterans on the rolls at the end of FY 19

Number of Veterans		Estimated total amount paid monthly	Estimated total amount paid annually
53,018		\$86,874,246	\$1,042,490,955
Age 34 and under	Age 35 through 54	Age 55 through 74	Age 75 and over
5,051	15,982	25,462	6,522



Pension – Veterans on the rolls at the end of FY 19

Number of Veterans		Estimated total amount paid monthly	Estimated total amount paid annually
3,308		\$3,224,190	\$38,690,280
Age 34 and under	Age 35 through 64	Age 65 through 74	Age 75 and over
15	681	1,548	1,064



Education – Participants by program during FY 19

MGIB-AD	MGIB-SR	DEA	VEAP	REAP	Post 9/11	Total participants
148	773	1,935	0	7	4,095	6,958



Insurance

Life insurance payments during FY 19	Total face value of insurance at the end of FY 19	Total number of policies at the end of FY 19
\$12,587,984	\$67,190,521	5,671



Home Loan Guaranty – Loans guaranteed during FY 19

Number of loans	Total amount of loans
5,527	\$1,068,221,592



Vocational Rehabilitation and Employment – Participants during FY 19

Total applicants	Number of new plans of service (enrollments)	Number of entitled applicants	Number of program participants	Number of Veterans rehabilitated through independent living	Number of Veterans rehabilitated by obtaining suitable employment
878	251	483	1,007	11	120

Estimated total Veteran
population: 1,578,509

California

Compensation – Veterans on the rolls at the end of FY 19



Number of Veterans		Estimated total amount paid monthly		Estimated total amount paid annually	
420,771		\$599,674,770		\$7,196,097,242	
Age 34 and under	Age 35 through 54	Age 55 through 74		Age 75 and over	
63,474	130,855	167,495		58,934	

Pension – Veterans on the rolls at the end of FY 19



Number of Veterans		Estimated total amount paid monthly		Estimated total amount paid annually	
22,839		\$25,161,776		\$301,941,315	
Age 34 and under	Age 35 through 64	Age 65 through 74		Age 75 and over	
43	3,469	10,339		8,988	

Education – Participants by program during FY 19



MGIB-AD	MGIB-SR	DEA	VEAP	REAP	Post 9/11	Total participants
1,175	1,544	10,353	0	5	72,123	85,200

Insurance



Life insurance payments during FY 19	Total face value of insurance at the end of FY 19	Total number of policies at the end of FY 19
\$107,798,261	\$575,391,705	44,221

Home Loan Guaranty – Loans guaranteed during FY 19



Number of loans	Total amount of loans
55,960	\$24,057,271,511

Vocational Rehabilitation and Employment – Participants during FY 19



Total applicants	Number of new plans of service (enrollments)	Number of entitled applicants	Number of program participants	Number of Veterans rehabilitated through independent living	Number of Veterans rehabilitated by obtaining suitable employment
13,451	3,366	6,155	13,558	16	1,052



VA



**U.S. Department
of Veterans Affairs**
Veterans Benefits
Administration

Colorado

Estimated total Veteran population: 394,145



Compensation – Veterans on the rolls at the end of FY 19

Number of Veterans		Estimated total amount paid monthly	Estimated total amount paid annually
112,340		\$150,458,854	\$1,805,506,251
Age 34 and under	Age 35 through 54	Age 55 through 74	Age 75 and over
18,142	38,733	42,206	13,251



Pension – Veterans on the rolls at the end of FY 19

Number of Veterans		Estimated total amount paid monthly	Estimated total amount paid annually
3,382		\$3,492,364	\$41,908,371
Age 34 and under	Age 35 through 64	Age 65 through 74	Age 75 and over
11	653	1,568	1,150



Education – Participants by program during FY 19

MGIB-AD	MGIB-SR	DEA	VEAP	REAP	Post 9/11	Total participants
569	460	2,269	0	3	24,095	27,396



Insurance

Life insurance payments during FY 19	Total face value of insurance at the end of FY 19	Total number of policies at the end of FY 19
\$19,563,632	\$104,424,240	8,379



Home Loan Guaranty – Loans guaranteed during FY 19

Number of loans	Total amount of loans
24,839	\$8,530,463,760



Vocational Rehabilitation and Employment – Participants during FY 19

Total applicants	Number of new plans of service (enrollments)	Number of entitled applicants	Number of program participants	Number of Veterans rehabilitated through independent living	Number of Veterans rehabilitated by obtaining suitable employment
3,027	784	1,473	3,355	3	376

Estimated total Veteran
population: 170,454

Connecticut



Compensation – Veterans on the rolls at the end of FY 19

Number of Veterans		Estimated total amount paid monthly	Estimated total amount paid annually
29,747		\$37,659,012	\$451,908,150
Age 34 and under	Age 35 through 54	Age 55 through 74	Age 75 and over
3,850	8,148	12,921	4,824



Pension – Veterans on the rolls at the end of FY 19

Number of Veterans		Estimated total amount paid monthly	Estimated total amount paid annually
1,454		\$1,385,324	\$16,623,888
Age 34 and under	Age 35 through 64	Age 65 through 74	Age 75 and over
9	216	564	665



Education – Participants by program during FY 19

MGIB-AD	MGIB-SR	DEA	VEAP	REAP	Post 9/11	Total participants
88	598	420	0	1	4,305	5,412



Insurance

Life insurance payments during FY 19	Total face value of insurance at the end of FY 19	Total number of policies at the end of FY 19
\$14,794,014	\$78,965,585	5,957



Home Loan Guaranty – Loans guaranteed during FY 19

Number of loans	Total amount of loans
2,792	\$759,955,547



Vocational Rehabilitation and Employment – Participants during FY 19

Total applicants	Number of new plans of service (enrollments)	Number of entitled applicants	Number of program participants	Number of Veterans rehabilitated through independent living	Number of Veterans rehabilitated by obtaining suitable employment
841	226	420	1,289	5	116



VA



**U.S. Department
of Veterans Affairs**
Veterans Benefits
Administration

Delaware

Estimated total Veteran
population: 69,715



Compensation – Veterans on the rolls at the end of FY 19

Number of Veterans		Estimated total amount paid monthly	Estimated total amount paid annually
14,653		\$20,957,042	\$251,484,501
Age 34 and under	Age 35 through 54	Age 55 through 74	Age 75 and over
1,258	4,123	7,394	1,876



Pension – Veterans on the rolls at the end of FY 19

Number of Veterans		Estimated total amount paid monthly	Estimated total amount paid annually
391		\$378,718	\$4,544,616
Age 34 and under	Age 35 through 64	Age 65 through 74	Age 75 and over
0	72	174	145



Education – Participants by program during FY 19

MGIB-AD	MGIB-SR	DEA	VEAP	REAP	Post 9/11	Total participants
19	161	256	0	1	1,763	2,200



Insurance

Life insurance payments during FY 19	Total face value of insurance at the end of FY 19	Total number of policies at the end of FY 19
\$4,027,728	\$21,498,686	1,834



Home Loan Guaranty – Loans guaranteed during FY 19

Number of loans	Total amount of loans
2,190	\$592,633,208



Vocational Rehabilitation and Employment – Participants during FY 19

Total applicants	Number of new plans of service (enrollments)	Number of entitled applicants	Number of program participants	Number of Veterans rehabilitated through independent living	Number of Veterans rehabilitated by obtaining suitable employment
263	47	79	195	0	14

Estimated total Veteran
population: 26,863

District of Columbia

Compensation – Veterans on the rolls at the end of FY 19



Number of Veterans		Estimated total amount paid monthly	Estimated total amount paid annually
5,749		\$7,500,768	\$90,009,212
Age 34 and under	Age 35 through 54	Age 55 through 74	Age 75 and over
790	2,084	2,217	657

Pension – Veterans on the rolls at the end of FY 19



Number of Veterans		Estimated total amount paid monthly	Estimated total amount paid annually
550		\$463,870	\$5,566,438
Age 34 and under	Age 35 through 64	Age 65 through 74	Age 75 and over
0	119	295	136

Education – Participants by program during FY 19



MGIB-AD	MGIB-SR	DEA	VEAP	REAP	Post 9/11	Total participants
73	64	338	0	0	4,687	5,162

Insurance



Life insurance payments during FY 19	Total face value of insurance at the end of FY 19	Total number of policies at the end of FY 19
\$1,737,496	\$9,274,185	725

Home Loan Guaranty – Loans guaranteed during FY 19



Number of loans	Total amount of loans
624	\$342,664,790

Vocational Rehabilitation and Employment – Participants during FY 19



Total applicants	Number of new plans of service (enrollments)	Number of entitled applicants	Number of program participants	Number of Veterans rehabilitated through independent living	Number of Veterans rehabilitated by obtaining suitable employment
217	29	78	212	1	15



VA



**U.S. Department
of Veterans Affairs**
Veterans Benefits
Administration

Florida

Estimated total Veteran population: 1,457,205



Compensation – Veterans on the rolls at the end of FY 19

Number of Veterans		Estimated total amount paid monthly		Estimated total amount paid annually	
384,919		\$533,232,205		\$6,398,786,457	
Age 34 and under	Age 35 through 54	Age 55 through 74		Age 75 and over	
39,558	111,855	176,028		57,468	



Pension – Veterans on the rolls at the end of FY 19

Number of Veterans		Estimated total amount paid monthly		Estimated total amount paid annually	
20,403		\$23,042,096		\$276,505,156	
Age 34 and under	Age 35 through 64	Age 65 through 74		Age 75 and over	
105	3,617	8,536		8,144	



Education – Participants by program during FY 19

MGIB-AD	MGIB-SR	DEA	VEAP	REAP	Post 9/11	Total participants
1,124	1,548	8,719	0	14	51,034	62,439



Insurance

Life insurance payments during FY 19	Total face value of insurance at the end of FY 19	Total number of policies at the end of FY 19
\$103,416,965	\$552,005,775	43,673



Home Loan Guaranty – Loans guaranteed during FY 19

Number of loans	Total amount of loans
56,297	\$14,791,921,077



Vocational Rehabilitation and Employment – Participants during FY 19

Total applicants	Number of new plans of service (enrollments)	Number of entitled applicants	Number of program participants	Number of Veterans rehabilitated through independent living	Number of Veterans rehabilitated by obtaining suitable employment
9,282	2,228	4,264	9,347	34	945

Estimated total Veteran
population: 690,726

Georgia

Compensation – Veterans on the rolls at the end of FY 19



Number of Veterans		Estimated total amount paid monthly		Estimated total amount paid annually	
207,319		\$320,108,112		\$3,841,297,341	
Age 34 and under	Age 35 through 54	Age 55 through 74		Age 75 and over	
24,706	71,023	90,798		20,781	

Pension – Veterans on the rolls at the end of FY 19



Number of Veterans		Estimated total amount paid monthly		Estimated total amount paid annually	
8,715		\$9,289,868		\$111,478,419	
Age 34 and under	Age 35 through 64	Age 65 through 74		Age 75 and over	
43	1,922	3,999		2,749	

Education – Participants by program during FY 19



MGIB-AD	MGIB-SR	DEA	VEAP	REAP	Post 9/11	Total participants
705	1,616	7,455	0	5	23,375	33,156

Insurance



Life insurance payments during FY 19	Total face value of insurance at the end of FY 19	Total number of policies at the end of FY 19
\$43,081,716	\$229,956,045	19,357

Home Loan Guaranty – Loans guaranteed during FY 19



Number of loans	Total amount of loans
29,415	\$6,914,979,618

Vocational Rehabilitation and Employment – Participants during FY 19



Total applicants	Number of new plans of service (enrollments)	Number of entitled applicants	Number of program participants	Number of Veterans rehabilitated through independent living	Number of Veterans rehabilitated by obtaining suitable employment
5,927	1,128	2,519	4,639	6	374



VA



**U.S. Department
of Veterans Affairs**
Veterans Benefits
Administration

Hawaii

Estimated total Veteran population: 110,524



Compensation – Veterans on the rolls at the end of FY 19

Number of Veterans		Estimated total amount paid monthly	Estimated total amount paid annually
29,291		\$39,838,202	\$478,058,422
Age 34 and under	Age 35 through 54	Age 55 through 74	Age 75 and over
3,131	9,149	12,550	4,458



Pension – Veterans on the rolls at the end of FY 19

Number of Veterans		Estimated total amount paid monthly	Estimated total amount paid annually
613		\$520,277	\$6,243,326
Age 34 and under	Age 35 through 64	Age 65 through 74	Age 75 and over
2	96	369	146



Education – Participants by program during FY 19

MGIB-AD	MGIB-SR	DEA	VEAP	REAP	Post 9/11	Total participants
34	105	391	0	0	5,438	5,968



Insurance

Life insurance payments during FY 19	Total face value of insurance at the end of FY 19	Total number of policies at the end of FY 19
\$10,653,404	\$56,864,368	3,910



Home Loan Guaranty – Loans guaranteed during FY 19

Number of loans	Total amount of loans
4,479	\$2,485,681,387



Vocational Rehabilitation and Employment – Participants during FY 19

Total applicants	Number of new plans of service (enrollments)	Number of entitled applicants	Number of program participants	Number of Veterans rehabilitated through independent living	Number of Veterans rehabilitated by obtaining suitable employment
1,118	399	747	1,680	8	89

Estimated total Veteran
population: 119,696

Idaho

Compensation – Veterans on the rolls at the end of FY 19



Number of Veterans		Estimated total amount paid monthly		Estimated total amount paid annually	
33,037		\$42,723,173		\$512,678,077	
Age 34 and under	Age 35 through 54	Age 55 through 74		Age 75 and over	
4,163	9,886	14,402		4,580	

Pension – Veterans on the rolls at the end of FY 19



Number of Veterans		Estimated total amount paid monthly		Estimated total amount paid annually	
1,321		\$1,298,253		\$15,579,035	
Age 34 and under	Age 35 through 64	Age 65 through 74		Age 75 and over	
3	185	590		543	

Education – Participants by program during FY 19



MGIB-AD	MGIB-SR	DEA	VEAP	REAP	Post 9/11	Total participants
109	290	546	0	3	3,128	4,076

Insurance



Life insurance payments during FY 19	Total face value of insurance at the end of FY 19	Total number of policies at the end of FY 19
\$5,742,046	\$30,649,153	2,473

Home Loan Guaranty – Loans guaranteed during FY 19



Number of loans	Total amount of loans
6,286	\$1,694,862,873

Vocational Rehabilitation and Employment – Participants during FY 19



Total applicants	Number of new plans of service (enrollments)	Number of entitled applicants	Number of program participants	Number of Veterans rehabilitated through independent living	Number of Veterans rehabilitated by obtaining suitable employment
557	152	304	538	0	64



VA



**U.S. Department
of Veterans Affairs**
Veterans Benefits
Administration

Illinois

Estimated total Veteran population: 591,989



Compensation – Veterans on the rolls at the end of FY 19

Number of Veterans		Estimated total amount paid monthly	Estimated total amount paid annually
105,549		\$148,942,225	\$1,787,306,698
Age 34 and under	Age 35 through 54	Age 55 through 74	Age 75 and over
13,664	31,791	47,903	12,182



Pension – Veterans on the rolls at the end of FY 19

Number of Veterans		Estimated total amount paid monthly	Estimated total amount paid annually
7,143		\$7,502,409	\$90,028,906
Age 34 and under	Age 35 through 64	Age 65 through 74	Age 75 and over
15	1,168	3,313	2,647



Education – Participants by program during FY 19

MGIB-AD	MGIB-SR	DEA	VEAP	REAP	Post 9/11	Total participants
1,370	2,474	2,239	0	18	16,170	22,271



Insurance

Life insurance payments during FY 19	Total face value of insurance at the end of FY 19	Total number of policies at the end of FY 19
\$42,694,353	\$227,888,427	16,604



Home Loan Guaranty – Loans guaranteed during FY 19

Number of loans	Total amount of loans
11,471	\$2,578,253,743



Vocational Rehabilitation and Employment – Participants during FY 19

Total applicants	Number of new plans of service (enrollments)	Number of entitled applicants	Number of program participants	Number of Veterans rehabilitated through independent living	Number of Veterans rehabilitated by obtaining suitable employment
1,717	278	623	1,544	12	182

Estimated total Veteran
population: 392,388

Indiana



Compensation – Veterans on the rolls at the end of FY 19

Number of Veterans		Estimated total amount paid monthly	Estimated total amount paid annually
94,123		\$104,620,018	\$1,255,440,216
Age 34 and under	Age 35 through 54	Age 55 through 74	Age 75 and over
9,850	25,404	45,498	13,365



Pension – Veterans on the rolls at the end of FY 19

Number of Veterans		Estimated total amount paid monthly	Estimated total amount paid annually
4,236		\$4,944,674	\$59,336,088
Age 34 and under	Age 35 through 64	Age 65 through 74	Age 75 and over
11	757	1,691	1,777



Education – Participants by program during FY 19

MGIB-AD	MGIB-SR	DEA	VEAP	REAP	Post 9/11	Total participants
543	1,010	1,507	0	7	12,041	15,108



Insurance

Life insurance payments during FY 19	Total face value of insurance at the end of FY 19	Total number of policies at the end of FY 19
\$17,895,311	\$95,519,288	7,734



Home Loan Guaranty – Loans guaranteed during FY 19

Number of loans	Total amount of loans
10,751	\$2,130,745,483



Vocational Rehabilitation and Employment – Participants during FY 19

Total applicants	Number of new plans of service (enrollments)	Number of entitled applicants	Number of program participants	Number of Veterans rehabilitated through independent living	Number of Veterans rehabilitated by obtaining suitable employment
1,415	419	668	1,761	14	184



VA



**U.S. Department
of Veterans Affairs**
Veterans Benefits
Administration



Compensation – Veterans on the rolls at the end of FY 19

Number of Veterans		Estimated total amount paid monthly		Estimated total amount paid annually	
43,309		\$49,811,901		\$597,742,810	
Age 34 and under	Age 35 through 54	Age 55 through 74		Age 75 and over	
4,656	11,093	20,435		7,117	



Pension – Veterans on the rolls at the end of FY 19

Number of Veterans		Estimated total amount paid monthly		Estimated total amount paid annually	
2,329		\$2,303,263		\$27,639,152	
Age 34 and under	Age 35 through 64	Age 65 through 74		Age 75 and over	
4	351	1,015		959	



Education – Participants by program during FY 19

MGIB-AD	MGIB-SR	DEA	VEAP	REAP	Post 9/11	Total participants
149	1,011	700	0	8	4,782	6,650



Insurance

Life insurance payments during FY 19	Total face value of insurance at the end of FY 19	Total number of policies at the end of FY 19
\$12,678,529	\$67,673,822	4,655



Home Loan Guaranty – Loans guaranteed during FY 19

Number of loans	Total amount of loans
3,880	\$788,533,485



Vocational Rehabilitation and Employment – Participants during FY 19

Total applicants	Number of new plans of service (enrollments)	Number of entitled applicants	Number of program participants	Number of Veterans rehabilitated through independent living	Number of Veterans rehabilitated by obtaining suitable employment
580	264	339	993	4	103

Estimated total Veteran
population: 188,503

Kansas



Compensation – Veterans on the rolls at the end of FY 19

Number of Veterans		Estimated total amount paid monthly	Estimated total amount paid annually
41,616		\$56,731,470	\$680,777,635
Age 34 and under	Age 35 through 54	Age 55 through 74	Age 75 and over
5,088	13,336	18,211	4,978



Pension – Veterans on the rolls at the end of FY 19

Number of Veterans		Estimated total amount paid monthly	Estimated total amount paid annually
2,134		\$2,143,034	\$25,716,407
Age 34 and under	Age 35 through 64	Age 65 through 74	Age 75 and over
2	345	929	858



Education – Participants by program during FY 19

MGIB-AD	MGIB-SR	DEA	VEAP	REAP	Post 9/11	Total participants
471	487	1030	0	6	7,773	9,767



Insurance

Life insurance payments during FY 19	Total face value of insurance at the end of FY 19	Total number of policies at the end of FY 19
\$10,093,879	\$53,877,811	4,108



Home Loan Guaranty – Loans guaranteed during FY 19

Number of loans	Total amount of loans
5,108	\$1,069,289,168



Vocational Rehabilitation and Employment – Participants during FY 19

Total applicants	Number of new plans of service (enrollments)	Number of entitled applicants	Number of program participants	Number of Veterans rehabilitated through independent living	Number of Veterans rehabilitated by obtaining suitable employment
792	256	418	980	0	100



VA



**U.S. Department
of Veterans Affairs**
Veterans Benefits
Administration

Kentucky

Estimated total Veteran population: 287,790



Compensation – Veterans on the rolls at the end of FY 19

Number of Veterans		Estimated total amount paid monthly	Estimated total amount paid annually
70,178		\$99,121,153	\$1,189,453,837
Age 34 and under	Age 35 through 54	Age 55 through 74	Age 75 and over
6,889	20,927	33,428	8,933



Pension – Veterans on the rolls at the end of FY 19

Number of Veterans		Estimated total amount paid monthly	Estimated total amount paid annually
4,235		\$4,339,279	\$52,071,345
Age 34 and under	Age 35 through 64	Age 65 through 74	Age 75 and over
14	826	1,970	1,425



Education – Participants by program during FY 19

MGIB-AD	MGIB-SR	DEA	VEAP	REAP	Post 9/11	Total participants
212	893	1,955	0	4	6,841	9,905



Insurance

Life insurance payments during FY 19	Total face value of insurance at the end of FY 19	Total number of policies at the end of FY 19
\$14,527,270	\$77,541,793	6,496



Home Loan Guaranty – Loans guaranteed during FY 19

Number of loans	Total amount of loans
7,228	\$1,481,777,491



Vocational Rehabilitation and Employment – Participants during FY 19

Total applicants	Number of new plans of service (enrollments)	Number of entitled applicants	Number of program participants	Number of Veterans rehabilitated through independent living	Number of Veterans rehabilitated by obtaining suitable employment
1,298	429	677	1,773	15	213

Estimated total Veteran
population: 276,931

Louisiana



Compensation – Veterans on the rolls at the end of FY 19

Number of Veterans		Estimated total amount paid monthly	Estimated total amount paid annually
68,162		\$103,780,006	\$1,245,360,067
Age 34 and under	Age 35 through 54	Age 55 through 74	Age 75 and over
6,912	22,542	30,104	8,603



Pension – Veterans on the rolls at the end of FY 19

Number of Veterans		Estimated total amount paid monthly	Estimated total amount paid annually
5,125		\$5,205,017	\$62,460,207
Age 34 and under	Age 35 through 64	Age 65 through 74	Age 75 and over
9	1,019	2,490	1,607



Education – Participants by program during FY 19

MGIB-AD	MGIB-SR	DEA	VEAP	REAP	Post 9/11	Total participants
151	1,437	2,608	0	14	6,432	10,642



Insurance

Life insurance payments during FY 19	Total face value of insurance at the end of FY 19	Total number of policies at the end of FY 19
\$17,440,421	\$93,091,237	7,673



Home Loan Guaranty – Loans guaranteed during FY 19

Number of loans	Total amount of loans
6,787	\$1,532,025,642



Vocational Rehabilitation and Employment – Participants during FY 19

Total applicants	Number of new plans of service (enrollments)	Number of entitled applicants	Number of program participants	Number of Veterans rehabilitated through independent living	Number of Veterans rehabilitated by obtaining suitable employment
1,565	308	529	1,122	7	138



VA



**U.S. Department
of Veterans Affairs**
Veterans Benefits
Administration

Maine

Estimated total Veteran population: 108,547



Compensation – Veterans on the rolls at the end of FY 19

Number of Veterans		Estimated total amount paid monthly	Estimated total amount paid annually
29,230		\$45,555,805	\$546,669,659
Age 34 and under	Age 35 through 54	Age 55 through 74	Age 75 and over
2,720	7,671	14,139	4,699



Pension – Veterans on the rolls at the end of FY 19

Number of Veterans		Estimated total amount paid monthly	Estimated total amount paid annually
1,297		\$1,125,508	\$13,506,102
Age 34 and under	Age 35 through 64	Age 65 through 74	Age 75 and over
9	256	688	344



Education – Participants by program during FY 19

MGIB-AD	MGIB-SR	DEA	VEAP	REAP	Post 9/11	Total participants
43	178	655	0	2	2,120	2,998



Insurance

Life insurance payments during FY 19	Total face value of insurance at the end of FY 19	Total number of policies at the end of FY 19
\$7,279,416	\$38,855,128	3,328



Home Loan Guaranty – Loans guaranteed during FY 19

Number of loans	Total amount of loans
2,393	\$543,988,753



Vocational Rehabilitation and Employment – Participants during FY 19

Total applicants	Number of new plans of service (enrollments)	Number of entitled applicants	Number of program participants	Number of Veterans rehabilitated through independent living	Number of Veterans rehabilitated by obtaining suitable employment
448	159	258	638	2	66

Estimated total Veteran
population: 371,164

Maryland

Compensation – Veterans on the rolls at the end of FY 19



Number of Veterans		Estimated total amount paid monthly	Estimated total amount paid annually
91,428		\$128,603,289	\$1,543,239,464
Age 34 and under	Age 35 through 54	Age 55 through 74	Age 75 and over
9,591	35,049	38,453	8,327

Pension – Veterans on the rolls at the end of FY 19



Number of Veterans		Estimated total amount paid monthly	Estimated total amount paid annually
2,714		\$2,843,399	\$34,120,786
Age 34 and under	Age 35 through 64	Age 65 through 74	Age 75 and over
9	512	1,203	990

Education – Participants by program during FY 19



MGIB-AD	MGIB-SR	DEA	VEAP	REAP	Post 9/11	Total participants
544	498	1,801	0	2	23,330	26,175

Insurance



Life insurance payments during FY 19	Total face value of insurance at the end of FY 19	Total number of policies at the end of FY 19
\$22,739,507	\$121,376,017	9,285

Home Loan Guaranty – Loans guaranteed during FY 19



Number of loans	Total amount of loans
15,156	\$5,581,159,309

Vocational Rehabilitation and Employment – Participants during FY 19



Total applicants	Number of new plans of service (enrollments)	Number of entitled applicants	Number of program participants	Number of Veterans rehabilitated through independent living	Number of Veterans rehabilitated by obtaining suitable employment
2,439	456	816	2,998	3	245



VA



**U.S. Department
of Veterans Affairs**
Veterans Benefits
Administration

Massachusetts

Estimated total Veteran
population: 298,515



Compensation – Veterans on the rolls at the end of FY 19

Number of Veterans		Estimated total amount paid monthly		Estimated total amount paid annually	
68,628		\$93,907,531		\$1,126,890,372	
Age 34 and under	Age 35 through 54	Age 55 through 74		Age 75 and over	
8,772	15,932	29,598		14,320	



Pension – Veterans on the rolls at the end of FY 19

Number of Veterans		Estimated total amount paid monthly		Estimated total amount paid annually	
2,805		\$2,762,974		\$33,155,685	
Age 34 and under	Age 35 through 64	Age 65 through 74		Age 75 and over	
3	392	1,239		1,168	



Education – Participants by program during FY 19

MGIB-AD	MGIB-SR	DEA	VEAP	REAP	Post 9/11	Total participants
96	881	1,104	0	5	9,911	11,997



Insurance

Life insurance payments during FY 19	Total face value of insurance at the end of FY 19	Total number of policies at the end of FY 19
\$25,765,416	\$137,527,323	11,358



Home Loan Guaranty – Loans guaranteed during FY 19

Number of loans	Total amount of loans
5,297	\$1,854,026,107



Vocational Rehabilitation and Employment – Participants during FY 19

Total applicants	Number of new plans of service (enrollments)	Number of entitled applicants	Number of program participants	Number of Veterans rehabilitated through independent living	Number of Veterans rehabilitated by obtaining suitable employment
1,660	773	1,192	2,939	1	170

Estimated total Veteran
population: 552,412

Michigan

Compensation – Veterans on the rolls at the end of FY 19



Number of Veterans		Estimated total amount paid monthly	Estimated total amount paid annually
113,570		\$159,818,651	\$1,917,823,813
Age 34 and under	Age 35 through 54	Age 55 through 74	Age 75 and over
12,969	27,460	56,513	16,608

Pension – Veterans on the rolls at the end of FY 19



Number of Veterans		Estimated total amount paid monthly	Estimated total amount paid annually
8,152		\$9,095,727	\$109,148,720
Age 34 and under	Age 35 through 64	Age 65 through 74	Age 75 and over
16	1,483	3,501	3,152

Education – Participants by program during FY 19



MGIB-AD	MGIB-SR	DEA	VEAP	REAP	Post 9/11	Total participants
157	1,003	1,839	0	4	9,379	12,382

Insurance



Life insurance payments during FY 19	Total face value of insurance at the end of FY 19	Total number of policies at the end of FY 19
\$33,519,930	\$178,918,372	14,640

Home Loan Guaranty – Loans guaranteed during FY 19



Number of loans	Total amount of loans
11,448	\$2,285,940,335

Vocational Rehabilitation and Employment – Participants during FY 19



Total applicants	Number of new plans of service (enrollments)	Number of entitled applicants	Number of program participants	Number of Veterans rehabilitated through independent living	Number of Veterans rehabilitated by obtaining suitable employment
2,036	626	1,095	3,248	23	267



VA



**U.S. Department
of Veterans Affairs**
Veterans Benefits
Administration

Minnesota

Estimated total Veteran population: 308,725



Compensation – Veterans on the rolls at the end of FY 19

Number of Veterans		Estimated total amount paid monthly	Estimated total amount paid annually
100,241		\$95,467,339	\$1,145,608,065
Age 34 and under	Age 35 through 54	Age 55 through 74	Age 75 and over
8,275	19,566	47,861	24,525



Pension – Veterans on the rolls at the end of FY 19

Number of Veterans		Estimated total amount paid monthly	Estimated total amount paid annually
2,892		\$2,726,842	\$32,722,107
Age 34 and under	Age 35 through 64	Age 65 through 74	Age 75 and over
5	459	1,282	1,146



Education – Participants by program during FY 19

MGIB-AD	MGIB-SR	DEA	VEAP	REAP	Post 9/11	Total participants
308	1,147	1,588	0	5	9,772	12,820



Insurance

Life insurance payments during FY 19	Total face value of insurance at the end of FY 19	Total number of policies at the end of FY 19
\$24,612,259	\$131,372,152	10,678



Home Loan Guaranty – Loans guaranteed during FY 19

Number of loans	Total amount of loans
7,883	\$2,028,723,917



Vocational Rehabilitation and Employment – Participants during FY 19

Total applicants	Number of new plans of service (enrollments)	Number of entitled applicants	Number of program participants	Number of Veterans rehabilitated through independent living	Number of Veterans rehabilitated by obtaining suitable employment
868	351	525	1,513	2	184

Estimated total Veteran
population: 186,702

Mississippi

Compensation – Veterans on the rolls at the end of FY 19



Number of Veterans		Estimated total amount paid monthly	Estimated total amount paid annually
47,911		\$71,736,854	\$860,842,247
Age 34 and under	Age 35 through 54	Age 55 through 74	Age 75 and over
4,098	14,933	23,044	5,832

Pension – Veterans on the rolls at the end of FY 19



Number of Veterans		Estimated total amount paid monthly	Estimated total amount paid annually
2,971		\$2,781,519	\$33,378,229
Age 34 and under	Age 35 through 64	Age 65 through 74	Age 75 and over
7	620	1,352	992

Education – Participants by program during FY 19



MGIB-AD	MGIB-SR	DEA	VEAP	REAP	Post 9/11	Total participants
113	928	1,595	0	3	4,679	7,318

Insurance



Life insurance payments during FY 19	Total face value of insurance at the end of FY 19	Total number of policies at the end of FY 19
\$10,652,127	\$56,857,554	4,727

Home Loan Guaranty – Loans guaranteed during FY 19



Number of loans	Total amount of loans
5,086	\$1,050,384,277

Vocational Rehabilitation and Employment – Participants during FY 19



Total applicants	Number of new plans of service (enrollments)	Number of entitled applicants	Number of program participants	Number of Veterans rehabilitated through independent living	Number of Veterans rehabilitated by obtaining suitable employment
817	142	358	461	8	64



VA



**U.S. Department
of Veterans Affairs**
Veterans Benefits
Administration

Missouri

Estimated total Veteran population: 426,190



Compensation – Veterans on the rolls at the end of FY 19

Number of Veterans		Estimated total amount paid monthly	Estimated total amount paid annually
100,241		\$135,981,115	\$1,631,773,377
Age 34 and under	Age 35 through 54	Age 55 through 74	Age 75 and over
10,446	26,848	47,911	15,022



Pension – Veterans on the rolls at the end of FY 19

Number of Veterans		Estimated total amount paid monthly	Estimated total amount paid annually
5,789		\$6,372,959	\$76,475,506
Age 34 and under	Age 35 through 64	Age 65 through 74	Age 75 and over
11	999	2,583	2,196



Education – Participants by program during FY 19

MGIB-AD	MGIB-SR	DEA	VEAP	REAP	Post 9/11	Total participants
595	1,169	1,983	0	14	12,136	15,897



Insurance

Life insurance payments during FY 19	Total face value of insurance at the end of FY 19	Total number of policies at the end of FY 19
\$22,479,580	\$119,988,609	9,485



Home Loan Guaranty – Loans guaranteed during FY 19

Number of loans	Total amount of loans
11,831	\$2,438,609,703



Vocational Rehabilitation and Employment – Participants during FY 19

Total applicants	Number of new plans of service (enrollments)	Number of entitled applicants	Number of program participants	Number of Veterans rehabilitated through independent living	Number of Veterans rehabilitated by obtaining suitable employment
1,320	407	660	1,602	1	208

Estimated total Veteran
population: 89,096

Montana

Compensation – Veterans on the rolls at the end of FY 19



Number of Veterans		Estimated total amount paid monthly	Estimated total amount paid annually
23,757		\$30,246,057	\$362,952,680
Age 34 and under	Age 35 through 54	Age 55 through 74	Age 75 and over
2,518	7,324	10,593	3,320

Pension – Veterans on the rolls at the end of FY 19



Number of Veterans		Estimated total amount paid monthly	Estimated total amount paid annually
1,176		\$1,104,456	\$13,253,474
Age 34 and under	Age 35 through 64	Age 65 through 74	Age 75 and over
0	180	600	396

Education – Participants by program during FY 19



MGIB-AD	MGIB-SR	DEA	VEAP	REAP	Post 9/11	Total participants
58	198	306	0	0	2,090	2,652

Insurance



Life insurance payments during FY 19	Total face value of insurance at the end of FY 19	Total number of policies at the end of FY 19
\$4,804,613	\$25,645,443	2,056

Home Loan Guaranty – Loans guaranteed during FY 19



Number of loans	Total amount of loans
2,784	\$744,163,492

Vocational Rehabilitation and Employment – Participants during FY 19



Total applicants	Number of new plans of service (enrollments)	Number of entitled applicants	Number of program participants	Number of Veterans rehabilitated through independent living	Number of Veterans rehabilitated by obtaining suitable employment
420	170	266	603	2	78



VA



**U.S. Department
of Veterans Affairs**
Veterans Benefits
Administration

Nebraska

Estimated total Veteran
population: 124,439



Compensation – Veterans on the rolls at the end of FY 19

Number of Veterans		Estimated total amount paid monthly	Estimated total amount paid annually
44,860		\$47,632,449	\$571,589,394
Age 34 and under	Age 35 through 54	Age 55 through 74	Age 75 and over
4,000	11,185	19,608	10,041



Pension – Veterans on the rolls at the end of FY 19

Number of Veterans		Estimated total amount paid monthly	Estimated total amount paid annually
1,076		\$1,133,974	\$13,607,692
Age 34 and under	Age 35 through 64	Age 65 through 74	Age 75 and over
3	227	495	351



Education – Participants by program during FY 19

MGIB-AD	MGIB-SR	DEA	VEAP	REAP	Post 9/11	Total participants
298	385	889	0	1	5,100	6,673



Insurance

Life insurance payments during FY 19	Total face value of insurance at the end of FY 19	Total number of policies at the end of FY 19
\$8,686,604	\$46,366,237	3,462



Home Loan Guaranty – Loans guaranteed during FY 19

Number of loans	Total amount of loans
3,935	\$889,845,722



Vocational Rehabilitation and Employment – Participants during FY 19

Total applicants	Number of new plans of service (enrollments)	Number of entitled applicants	Number of program participants	Number of Veterans rehabilitated through independent living	Number of Veterans rehabilitated by obtaining suitable employment
390	105	174	473	0	66

Estimated total Veteran
population: 210,766

Nevada



Compensation – Veterans on the rolls at the end of FY 19

Number of Veterans		Estimated total amount paid monthly	Estimated total amount paid annually
59,031		\$90,091,038	\$1,081,092,455
Age 34 and under	Age 35 through 54	Age 55 through 74	Age 75 and over
7,411	18,156	25,958	7,504



Pension – Veterans on the rolls at the end of FY 19

Number of Veterans		Estimated total amount paid monthly	Estimated total amount paid annually
2,650		\$2,498,216	\$29,978,597
Age 34 and under	Age 35 through 64	Age 65 through 74	Age 75 and over
6	489	1,334	821



Education – Participants by program during FY 19

MGIB-AD	MGIB-SR	DEA	VEAP	REAP	Post 9/11	Total participants
157	408	874	0	4	4,936	6,379



Insurance

Life insurance payments during FY 19	Total face value of insurance at the end of FY 19	Total number of policies at the end of FY 19
\$10,738,524	\$57,318,712	4,906



Home Loan Guaranty – Loans guaranteed during FY 19

Number of loans	Total amount of loans
13,613	\$4,214,601,825



Vocational Rehabilitation and Employment – Participants during FY 19

Total applicants	Number of new plans of service (enrollments)	Number of entitled applicants	Number of program participants	Number of Veterans rehabilitated through independent living	Number of Veterans rehabilitated by obtaining suitable employment
1,477	292	589	1,291	6	118



VA



**U.S. Department
of Veterans Affairs**
Veterans Benefits
Administration

New Hampshire

Estimated total Veteran
population: 100,020



Compensation – Veterans on the rolls at the end of FY 19

Number of Veterans		Estimated total amount paid monthly		Estimated total amount paid annually	
22,310		\$29,003,750		\$348,045,003	
Age 34 and under	Age 35 through 54	Age 55 through 74		Age 75 and over	
2,760	5,963	10,102		3,484	



Pension – Veterans on the rolls at the end of FY 19

Number of Veterans		Estimated total amount paid monthly		Estimated total amount paid annually	
668		\$714,837		\$8,578,042	
Age 34 and under	Age 35 through 64	Age 65 through 74		Age 75 and over	
2	74	267		325	



Education – Participants by program during FY 19

MGIB-AD	MGIB-SR	DEA	VEAP	REAP	Post 9/11	Total participants
96	374	1001	0	1	10,770	12,242



Insurance

Life insurance payments during FY 19	Total face value of insurance at the end of FY 19	Total number of policies at the end of FY 19
\$6,120,440	\$32,668,899	2,578



Home Loan Guaranty – Loans guaranteed during FY 19

Number of loans	Total amount of loans
2,576	\$736,856,766



Vocational Rehabilitation and Employment – Participants during FY 19

Total applicants	Number of new plans of service (enrollments)	Number of entitled applicants	Number of program participants	Number of Veterans rehabilitated through independent living	Number of Veterans rehabilitated by obtaining suitable employment
411	158	287	615	0	44

Estimated total Veteran
population: 325,981

New Jersey

Compensation – Veterans on the rolls at the end of FY 19



Number of Veterans		Estimated total amount paid monthly	Estimated total amount paid annually
59,522		\$86,574,891	\$1,038,898,690
Age 34 and under	Age 35 through 54	Age 55 through 74	Age 75 and over
7,049	14,675	27,040	10,748

Pension – Veterans on the rolls at the end of FY 19



Number of Veterans		Estimated total amount paid monthly	Estimated total amount paid annually
2,528		\$2,799,867	\$33,598,399
Age 34 and under	Age 35 through 64	Age 65 through 74	Age 75 and over
7	275	927	1,319

Education – Participants by program during FY 19



MGIB-AD	MGIB-SR	DEA	VEAP	REAP	Post 9/11	Total participants
85	989	803	0	0	7,170	9,047

Insurance



Life insurance payments during FY 19	Total face value of insurance at the end of FY 19	Total number of policies at the end of FY 19
\$32,903,895	\$175,630,178	13,354

Home Loan Guaranty – Loans guaranteed during FY 19



Number of loans	Total amount of loans
5,928	\$1,757,239,365

Vocational Rehabilitation and Employment – Participants during FY 19



Total applicants	Number of new plans of service (enrollments)	Number of entitled applicants	Number of program participants	Number of Veterans rehabilitated through independent living	Number of Veterans rehabilitated by obtaining suitable employment
1,593	508	805	2,031	87	152



VA



**U.S. Department
of Veterans Affairs**
Veterans Benefits
Administration

New Mexico

Estimated total Veteran population: 154,172



Compensation – Veterans on the rolls at the end of FY 19

Number of Veterans		Estimated total amount paid monthly	Estimated total amount paid annually
40,555		\$67,588,252	\$811,059,022
Age 34 and under	Age 35 through 54	Age 55 through 74	Age 75 and over
3,655	11,463	19,536	5,897



Pension – Veterans on the rolls at the end of FY 19

Number of Veterans		Estimated total amount paid monthly	Estimated total amount paid annually
2,037		\$2,042,352	\$24,508,226
Age 34 and under	Age 35 through 64	Age 65 through 74	Age 75 and over
5	370	971	691



Education – Participants by program during FY 19

MGIB-AD	MGIB-SR	DEA	VEAP	REAP	Post 9/11	Total participants
297	256	1,187	0	1	3,203	4,944



Insurance

Life insurance payments during FY 19	Total face value of insurance at the end of FY 19	Total number of policies at the end of FY 19
\$11,386,670	\$60,778,304	5,121



Home Loan Guaranty – Loans guaranteed during FY 19

Number of loans	Total amount of loans
5,200	\$1,206,125,857



Vocational Rehabilitation and Employment – Participants during FY 19

Total applicants	Number of new plans of service (enrollments)	Number of entitled applicants	Number of program participants	Number of Veterans rehabilitated through independent living	Number of Veterans rehabilitated by obtaining suitable employment
702	311	417	940	14	96

Estimated total Veteran
population: 718,900

New York

Compensation – Veterans on the rolls at the end of FY 19



Number of Veterans		Estimated total amount paid monthly	Estimated total amount paid annually
133,601		\$192,493,881	\$2,309,926,567
Age 34 and under	Age 35 through 54	Age 55 through 74	Age 75 and over
17,403	35,704	60,205	20,284

Pension – Veterans on the rolls at the end of FY 19



Number of Veterans		Estimated total amount paid monthly	Estimated total amount paid annually
9,451		\$9,196,679	\$110,360,147
Age 34 and under	Age 35 through 64	Age 65 through 74	Age 75 and over
15	1,407	4,061	3,966

Education – Participants by program during FY 19



MGIB-AD	MGIB-SR	DEA	VEAP	REAP	Post 9/11	Total participants
424	1,300	2,722	0	5	24,862	29,313

Insurance



Life insurance payments during FY 19	Total face value of insurance at the end of FY 19	Total number of policies at the end of FY 19
\$63,018,919	\$336,374,280	25,876

Home Loan Guaranty – Loans guaranteed during FY 19



Number of loans	Total amount of loans
7,402	\$1,907,058,926

Vocational Rehabilitation and Employment – Participants during FY 19



Total applicants	Number of new plans of service (enrollments)	Number of entitled applicants	Number of program participants	Number of Veterans rehabilitated through independent living	Number of Veterans rehabilitated by obtaining suitable employment
3,010	742	1,149	3,414	22	269



VA



**U.S. Department
of Veterans Affairs**
Veterans Benefits
Administration

North Carolina

Estimated total Veteran population: 725,313



Compensation – Veterans on the rolls at the end of FY 19

Number of Veterans		Estimated total amount paid monthly	Estimated total amount paid annually
213,188		\$354,933,197	\$4,259,198,362
Age 34 and under	Age 35 through 54	Age 55 through 74	Age 75 and over
26,838	67,827	94,693	23,827



Pension – Veterans on the rolls at the end of FY 19

Number of Veterans		Estimated total amount paid monthly	Estimated total amount paid annually
6,866		\$6,772,942	\$81,275,304
Age 34 and under	Age 35 through 64	Age 65 through 74	Age 75 and over
16	1,249	3,061	2,540



Education – Participants by program during FY 19

MGIB-AD	MGIB-SR	DEA	VEAP	REAP	Post 9/11	Total participants
1,213	1,128	7,796	0	11	21,736	31,884



Insurance

Life insurance payments during FY 19	Total face value of insurance at the end of FY 19	Total number of policies at the end of FY 19
\$52,740,711	\$281,512,586	23,348



Home Loan Guaranty – Loans guaranteed during FY 19

Number of loans	Total amount of loans
30,368	\$6,977,541,836



Vocational Rehabilitation and Employment – Participants during FY 19

Total applicants	Number of new plans of service (enrollments)	Number of entitled applicants	Number of program participants	Number of Veterans rehabilitated through independent living	Number of Veterans rehabilitated by obtaining suitable employment
5,563	1,497	2,549	6,326	6	375

Estimated total Veteran
population: 50,842

North Dakota

Compensation – Veterans on the rolls at the end of FY 19



Number of Veterans		Estimated total amount paid monthly	Estimated total amount paid annually
13,407		\$16,000,885	\$192,010,623
Age 34 and under	Age 35 through 54	Age 55 through 74	Age 75 and over
1,466	4,165	5,858	1,917

Pension – Veterans on the rolls at the end of FY 19



Number of Veterans		Estimated total amount paid monthly	Estimated total amount paid annually
423		\$341,989	\$4,103,866
Age 34 and under	Age 35 through 64	Age 65 through 74	Age 75 and over
1	60	200	162

Education – Participants by program during FY 19



MGIB-AD	MGIB-SR	DEA	VEAP	REAP	Post 9/11	Total participants
40	539	254	0	2	1,525	2,360

Insurance



Life insurance payments during FY 19	Total face value of insurance at the end of FY 19	Total number of policies at the end of FY 19
\$2,770,716	\$14,789,170	1,243

Home Loan Guaranty – Loans guaranteed during FY 19



Number of loans	Total amount of loans
1,297	\$322,374,201

Vocational Rehabilitation and Employment – Participants during FY 19



Total applicants	Number of new plans of service (enrollments)	Number of entitled applicants	Number of program participants	Number of Veterans rehabilitated through independent living	Number of Veterans rehabilitated by obtaining suitable employment
176	90	119	298	1	32



VA



**U.S. Department
of Veterans Affairs**
Veterans Benefits
Administration



Compensation – Veterans on the rolls at the end of FY 19

Number of Veterans		Estimated total amount paid monthly	Estimated total amount paid annually
147,406		\$185,687,152	\$2,228,245,828
Age 34 and under	Age 35 through 54	Age 55 through 74	Age 75 and over
18,031	39,939	70,520	18,907



Pension – Veterans on the rolls at the end of FY 19

Number of Veterans		Estimated total amount paid monthly	Estimated total amount paid annually
12,039		\$12,728,416	\$152,740,998
Age 34 and under	Age 35 through 64	Age 65 through 74	Age 75 and over
29	2,461	5,706	3,843



Education – Participants by program during FY 19

MGIB-AD	MGIB-SR	DEA	VEAP	REAP	Post 9/11	Total participants
347	2,837	2,068	0	24	14,768	20,044



Insurance

Life insurance payments during FY 19	Total face value of insurance at the end of FY 19	Total number of policies at the end of FY 19
\$39,739,210	\$212,114,846	17,343



Home Loan Guaranty – Loans guaranteed during FY 19

Number of loans	Total amount of loans
16,427	\$3,288,478,580



Vocational Rehabilitation and Employment – Participants during FY 19

Total applicants	Number of new plans of service (enrollments)	Number of entitled applicants	Number of program participants	Number of Veterans rehabilitated through independent living	Number of Veterans rehabilitated by obtaining suitable employment
2,443	757	1,388	2,961	2	243

Estimated total Veteran
population: 296,891

Oklahoma



Compensation – Veterans on the rolls at the end of FY 19

Number of Veterans		Estimated total amount paid monthly	Estimated total amount paid annually
101,659		\$166,022,591	\$1,992,271,097
Age 34 and under	Age 35 through 54	Age 55 through 74	Age 75 and over
10,171	29,834	45,348	16,305



Pension – Veterans on the rolls at the end of FY 19

Number of Veterans		Estimated total amount paid monthly	Estimated total amount paid annually
3,366		\$3,847,868	\$46,174,421
Age 34 and under	Age 35 through 64	Age 65 through 74	Age 75 and over
6	692	1,615	1,053



Education – Participants by program during FY 19

MGIB-AD	MGIB-SR	DEA	VEAP	REAP	Post 9/11	Total participants
364	917	2,889	0	13	7,264	11,447



Insurance

Life insurance payments during FY 19	Total face value of insurance at the end of FY 19	Total number of policies at the end of FY 19
\$20,056,593	\$107,055,503	9,347



Home Loan Guaranty – Loans guaranteed during FY 19

Number of loans	Total amount of loans
8,389	\$1,725,601,745



Vocational Rehabilitation and Employment – Participants during FY 19

Total applicants	Number of new plans of service (enrollments)	Number of entitled applicants	Number of program participants	Number of Veterans rehabilitated through independent living	Number of Veterans rehabilitated by obtaining suitable employment
1,631	454	803	1,608	6	171



VA



**U.S. Department
of Veterans Affairs**
Veterans Benefits
Administration

Oregon

Estimated total Veteran population: 290,444



Compensation – Veterans on the rolls at the end of FY 19

Number of Veterans		Estimated total amount paid monthly	Estimated total amount paid annually
78,547		\$110,604,679	\$1,327,256,152
Age 34 and under	Age 35 through 54	Age 55 through 74	Age 75 and over
9,638	21,217	35,494	12,188



Pension – Veterans on the rolls at the end of FY 19

Number of Veterans		Estimated total amount paid monthly	Estimated total amount paid annually
4,517		\$4,338,860	\$52,066,315
Age 34 and under	Age 35 through 64	Age 65 through 74	Age 75 and over
11	908	2,358	1,240



Education – Participants by program during FY 19

MGIB-AD	MGIB-SR	DEA	VEAP	REAP	Post 9/11	Total participants
121	261	1,291	0	1	7,411	9,085



Insurance

Life insurance payments during FY 19	Total face value of insurance at the end of FY 19	Total number of policies at the end of FY 19
\$16,009,574	\$85,453,844	6,963



Home Loan Guaranty – Loans guaranteed during FY 19

Number of loans	Total amount of loans
10,741	\$3,278,697,956



Vocational Rehabilitation and Employment – Participants during FY 19

Total applicants	Number of new plans of service (enrollments)	Number of entitled applicants	Number of program participants	Number of Veterans rehabilitated through independent living	Number of Veterans rehabilitated by obtaining suitable employment
1,392	351	748	1,767	0	174

Estimated total Veteran
population: 768,094

Pennsylvania

Compensation – Veterans on the rolls at the end of FY 19



Number of Veterans		Estimated total amount paid monthly	Estimated total amount paid annually
135,081		\$191,582,273	\$2,298,987,281
Age 34 and under	Age 35 through 54	Age 55 through 74	Age 75 and over
14,820	35,623	65,589	19,028

Pension – Veterans on the rolls at the end of FY 19



Number of Veterans		Estimated total amount paid monthly	Estimated total amount paid annually
10,201		\$11,333,021	\$135,996,258
Age 34 and under	Age 35 through 64	Age 65 through 74	Age 75 and over
26	1,538	4,173	4,462

Education – Participants by program during FY 19



MGIB-AD	MGIB-SR	DEA	VEAP	REAP	Post 9/11	Total participants
246	2,276	2,401	0	4	17,622	22,549

Insurance



Life insurance payments during FY 19	Total face value of insurance at the end of FY 19	Total number of policies at the end of FY 19
\$55,288,028	\$295,109,325	23,924

Home Loan Guaranty – Loans guaranteed during FY 19



Number of loans	Total amount of loans
12,342	\$2,789,657,214

Vocational Rehabilitation and Employment – Participants during FY 19



Total applicants	Number of new plans of service (enrollments)	Number of entitled applicants	Number of program participants	Number of Veterans rehabilitated through independent living	Number of Veterans rehabilitated by obtaining suitable employment
2,034	563	986	2,541	1	204



VA



**U.S. Department
of Veterans Affairs**
Veterans Benefits
Administration

Rhode Island

Estimated total Veteran
population: 58,976



Compensation – Veterans on the rolls at the end of FY 19

Number of Veterans		Estimated total amount paid monthly	Estimated total amount paid annually
13,457		\$17,608,337	\$211,300,048
Age 34 and under	Age 35 through 54	Age 55 through 74	Age 75 and over
1,499	3,204	6,205	2,548



Pension – Veterans on the rolls at the end of FY 19

Number of Veterans		Estimated total amount paid monthly	Estimated total amount paid annually
668		\$719,744	\$8,636,929
Age 34 and under	Age 35 through 64	Age 65 through 74	Age 75 and over
1	100	282	285



Education – Participants by program during FY 19

MGIB-AD	MGIB-SR	DEA	VEAP	REAP	Post 9/11	Total participants
14	230	217	0	0	1,484	1,945



Insurance

Life insurance payments during FY 19	Total face value of insurance at the end of FY 19	Total number of policies at the end of FY 19
\$4,251,278	\$22,691,924	1,850



Home Loan Guaranty – Loans guaranteed during FY 19

Number of loans	Total amount of loans
1,249	\$362,968,784



Vocational Rehabilitation and Employment – Participants during FY 19

Total applicants	Number of new plans of service (enrollments)	Number of entitled applicants	Number of program participants	Number of Veterans rehabilitated through independent living	Number of Veterans rehabilitated by obtaining suitable employment
296	135	165	568	1	46

Estimated total Veteran
population: 398,589

South Carolina

Compensation – Veterans on the rolls at the end of FY 19



Number of Veterans		Estimated total amount paid monthly		Estimated total amount paid annually	
115,074		\$185,151,955		\$2,221,823,464	
Age 34 and under	Age 35 through 54	Age 55 through 74		Age 75 and over	
12,054	35,587	53,338		14,090	

Pension – Veterans on the rolls at the end of FY 19



Number of Veterans		Estimated total amount paid monthly		Estimated total amount paid annually	
4,557		\$4,642,177		\$55,706,125	
Age 34 and under	Age 35 through 64	Age 65 through 74		Age 75 and over	
12	771	2,096		1,677	

Education – Participants by program during FY 19



MGIB-AD	MGIB-SR	DEA	VEAP	REAP	Post 9/11	Total participants
201	917	4,321	0	7	10,816	16,262

Insurance



Life insurance payments during FY 19	Total face value of insurance at the end of FY 19	Total number of policies at the end of FY 19
\$29,307,376	\$156,433,144	13,227

Home Loan Guaranty – Loans guaranteed during FY 19



Number of loans	Total amount of loans
16,341	\$3,926,154,518

Vocational Rehabilitation and Employment – Participants during FY 19



Total applicants	Number of new plans of service (enrollments)	Number of entitled applicants	Number of program participants	Number of Veterans rehabilitated through independent living	Number of Veterans rehabilitated by obtaining suitable employment
3,043	764	1,291	3,213	4	316



VA



**U.S. Department
of Veterans Affairs**
Veterans Benefits
Administration

South Dakota

Estimated total Veteran
population: 64,119



Compensation – Veterans on the rolls at the end of FY 19

Number of Veterans		Estimated total amount paid monthly	Estimated total amount paid annually
17,883		\$21,272,908	\$255,274,892
Age 34 and under	Age 35 through 54	Age 55 through 74	Age 75 and over
1,675	5,335	8,416	2,453



Pension – Veterans on the rolls at the end of FY 19

Number of Veterans		Estimated total amount paid monthly	Estimated total amount paid annually
844		\$764,700	\$9,176,398
Age 34 and under	Age 35 through 64	Age 65 through 74	Age 75 and over
0	120	381	343



Education – Participants by program during FY 19

MGIB-AD	MGIB-SR	DEA	VEAP	REAP	Post 9/11	Total participants
67	366	249	0	1	1,995	2,678



Insurance

Life insurance payments during FY 19	Total face value of insurance at the end of FY 19	Total number of policies at the end of FY 19
\$4,296,507	\$22,933,342	1,722



Home Loan Guaranty – Loans guaranteed during FY 19

Number of loans	Total amount of loans
1,866	\$439,779,431



Vocational Rehabilitation and Employment – Participants during FY 19

Total applicants	Number of new plans of service (enrollments)	Number of entitled applicants	Number of program participants	Number of Veterans rehabilitated through independent living	Number of Veterans rehabilitated by obtaining suitable employment
272	142	177	523	4	44

Estimated total Veteran
population: 460,692

Tennessee

Compensation – Veterans on the rolls at the end of FY 19



Number of Veterans		Estimated total amount paid monthly	Estimated total amount paid annually
128,496		\$192,949,625	\$2,315,395,498
Age 34 and under	Age 35 through 54	Age 55 through 74	Age 75 and over
14,372	38,087	59,648	16,388

Pension – Veterans on the rolls at the end of FY 19



Number of Veterans		Estimated total amount paid monthly	Estimated total amount paid annually
6,372		\$6,621,117	\$79,453,409
Age 34 and under	Age 35 through 64	Age 65 through 74	Age 75 and over
13	1,171	3,000	2,188

Education – Participants by program during FY 19



MGIB-AD	MGIB-SR	DEA	VEAP	REAP	Post 9/11	Total participants
259	663	2,632	0	2	13,272	16,828

Insurance



Life insurance payments during FY 19	Total face value of insurance at the end of FY 19	Total number of policies at the end of FY 19
\$25,607,852	\$136,686,301	11,286

Home Loan Guaranty – Loans guaranteed during FY 19



Number of loans	Total amount of loans
17,606	\$4,152,907,228

Vocational Rehabilitation and Employment – Participants during FY 19



Total applicants	Number of new plans of service (enrollments)	Number of entitled applicants	Number of program participants	Number of Veterans rehabilitated through independent living	Number of Veterans rehabilitated by obtaining suitable employment
2,489	519	1,304	2,166	17	192



VA



**U.S. Department
of Veterans Affairs**
Veterans Benefits
Administration

Texas

Estimated total Veteran population: 1,562,722



Compensation – Veterans on the rolls at the end of FY 19

Number of Veterans		Estimated total amount paid monthly	Estimated total amount paid annually
495,433		\$771,333,841	\$9,256,006,091
Age 34 and under	Age 35 through 54	Age 55 through 74	Age 75 and over
69,330	181,092	189,467	55,518



Pension – Veterans on the rolls at the end of FY 19

Number of Veterans		Estimated total amount paid monthly	Estimated total amount paid annually
17,737		\$18,996,982	\$227,963,778
Age 34 and under	Age 35 through 64	Age 65 through 74	Age 75 and over
69	3,562	8,136	5,970



Education – Participants by program during FY 19

MGIB-AD	MGIB-SR	DEA	VEAP	REAP	Post 9/11	Total participants
3,029	2,132	15,714	0	17	66,525	87,417



Insurance

Life insurance payments during FY 19	Total face value of insurance at the end of FY 19	Total number of policies at the end of FY 19
\$92,306,844	\$492,703,600	41,044



Home Loan Guaranty – Loans guaranteed during FY 19

Number of loans	Total amount of loans
50,179	\$13,103,233,516



Vocational Rehabilitation and Employment – Participants during FY 19

Total applicants	Number of new plans of service (enrollments)	Number of entitled applicants	Number of program participants	Number of Veterans rehabilitated through independent living	Number of Veterans rehabilitated by obtaining suitable employment
15,670	4,503	7,443	16,736	69	1,292

Estimated total Veteran
population: 130,817

Utah



Compensation – Veterans on the rolls at the end of FY 19

Number of Veterans		Estimated total amount paid monthly		Estimated total amount paid annually	
32,708		\$44,681,045		\$536,172,546	
Age 34 and under	Age 35 through 54	Age 55 through 74		Age 75 and over	
4,323	11,088	13,118		4,174	



Pension – Veterans on the rolls at the end of FY 19

Number of Veterans		Estimated total amount paid monthly		Estimated total amount paid annually	
1,351		\$1,659,590		\$19,915,082	
Age 34 and under	Age 35 through 64	Age 65 through 74		Age 75 and over	
3	227	450		671	



Education – Participants by program during FY 19

MGIB-AD	MGIB-SR	DEA	VEAP	REAP	Post 9/11	Total participants
876	633	1,486	0	9	11,106	14,110



Insurance

Life insurance payments during FY 19	Total face value of insurance at the end of FY 19	Total number of policies at the end of FY 19
\$7,203,438	\$38,449,583	3,024



Home Loan Guaranty – Loans guaranteed during FY 19

Number of loans	Total amount of loans
7,435	\$2,346,823,248



Vocational Rehabilitation and Employment – Participants during FY 19

Total applicants	Number of new plans of service (enrollments)	Number of entitled applicants	Number of program participants	Number of Veterans rehabilitated through independent living	Number of Veterans rehabilitated by obtaining suitable employment
810	288	536	969	0	129



VA



**U.S. Department
of Veterans Affairs**
Veterans Benefits
Administration

Vermont

Estimated total Veteran
population: 41,073



Compensation – Veterans on the rolls at the end of FY 19

Number of Veterans		Estimated total amount paid monthly	Estimated total amount paid annually
8,265		\$11,781,957	\$141,383,482
Age 34 and under	Age 35 through 54	Age 55 through 74	Age 75 and over
789	2,140	4,087	1,246



Pension – Veterans on the rolls at the end of FY 19

Number of Veterans		Estimated total amount paid monthly	Estimated total amount paid annually
317		\$249,909	\$2,998,908
Age 34 and under	Age 35 through 64	Age 65 through 74	Age 75 and over
2	32	166	117



Education – Participants by program during FY 19

MGIB-AD	MGIB-SR	DEA	VEAP	REAP	Post 9/11	Total participants
44	129	143	0	0	1,575	1,891



Insurance

Life insurance payments during FY 19	Total face value of insurance at the end of FY 19	Total number of policies at the end of FY 19
\$2,433,476	\$12,989,096	1,042



Home Loan Guaranty – Loans guaranteed during FY 19

Number of loans	Total amount of loans
633	\$155,605,646



Vocational Rehabilitation and Employment – Participants during FY 19

Total applicants	Number of new plans of service (enrollments)	Number of entitled applicants	Number of program participants	Number of Veterans rehabilitated through independent living	Number of Veterans rehabilitated by obtaining suitable employment
122	66	89	346	1	18

Estimated total Veteran
population: 714,410

Virginia



Compensation – Veterans on the rolls at the end of FY 19

Number of Veterans		Estimated total amount paid monthly	Estimated total amount paid annually
207,091		\$292,872,772	\$3,514,473,263
Age 34 and under	Age 35 through 54	Age 55 through 74	Age 75 and over
20,999	80,149	86,986	18,953



Pension – Veterans on the rolls at the end of FY 19

Number of Veterans		Estimated total amount paid monthly	Estimated total amount paid annually
4,759		\$4,661,602	\$55,939,221
Age 34 and under	Age 35 through 64	Age 65 through 74	Age 75 and over
16	995	2,147	1,600



Education – Participants by program during FY 19

MGIB-AD	MGIB-SR	DEA	VEAP	REAP	Post 9/11	Total participants
962	1,158	6,367	0	14	42,988	51,489



Insurance

Life insurance payments during FY 19	Total face value of insurance at the end of FY 19	Total number of policies at the end of FY 19
\$37,849,610	\$202,028,782	16,011



Home Loan Guaranty – Loans guaranteed during FY 19

Number of loans	Total amount of loans
35,493	\$12,235,093,108



Vocational Rehabilitation and Employment – Participants during FY 19

Total applicants	Number of new plans of service (enrollments)	Number of entitled applicants	Number of program participants	Number of Veterans rehabilitated through independent living	Number of Veterans rehabilitated by obtaining suitable employment
4,338	622	1,353	3,330	4	343



VA



**U.S. Department
of Veterans Affairs**
Veterans Benefits
Administration

Washington

Estimated total Veteran population: 544,290



Compensation – Veterans on the rolls at the end of FY 19

Number of Veterans		Estimated total amount paid monthly	Estimated total amount paid annually
146,929		\$198,060,248	\$2,376,722,976
Age 34 and under	Age 35 through 54	Age 55 through 74	Age 75 and over
18,968	49,302	61,199	17,452



Pension – Veterans on the rolls at the end of FY 19

Number of Veterans		Estimated total amount paid monthly	Estimated total amount paid annually
4,764		\$4,886,270	\$58,635,240
Age 34 and under	Age 35 through 64	Age 65 through 74	Age 75 and over
10	976	2,293	1,485



Education – Participants by program during FY 19

MGIB-AD	MGIB-SR	DEA	VEAP	REAP	Post 9/11	Total participants
266	529	2,845	0	2	18,021	21,663



Insurance

Life insurance payments during FY 19	Total face value of insurance at the end of FY 19	Total number of policies at the end of FY 19
\$24,861,781	\$132,704,018	10,591



Home Loan Guaranty – Loans guaranteed during FY 19

Number of loans	Total amount of loans
25,895	\$8,904,403,707



Vocational Rehabilitation and Employment – Participants during FY 19

Total applicants	Number of new plans of service (enrollments)	Number of entitled applicants	Number of program participants	Number of Veterans rehabilitated through independent living	Number of Veterans rehabilitated by obtaining suitable employment
3,356	923	1,795	3,674	2	400

Estimated total Veteran
population: 137,337

West Virginia

Compensation – Veterans on the rolls at the end of FY 19



Number of Veterans		Estimated total amount paid monthly	Estimated total amount paid annually
37,026		\$58,327,585	\$699,931,021
Age 34 and under	Age 35 through 54	Age 55 through 74	Age 75 and over
2,692	10,305	18,552	5,471

Pension – Veterans on the rolls at the end of FY 19



Number of Veterans		Estimated total amount paid monthly	Estimated total amount paid annually
2,062		\$1,946,153	\$23,353,830
Age 34 and under	Age 35 through 64	Age 65 through 74	Age 75 and over
5	415	1,095	547

Education – Participants by program during FY 19



MGIB-AD	MGIB-SR	DEA	VEAP	REAP	Post 9/11	Total participants
1,004	675	1188	0	12	17,561	20,440

Insurance



Life insurance payments during FY 19	Total face value of insurance at the end of FY 19	Total number of policies at the end of FY 19
\$9,571,331	\$51,088,619	4,399

Home Loan Guaranty – Loans guaranteed during FY 19



Number of loans	Total amount of loans
2,564	\$530,876,434

Vocational Rehabilitation and Employment – Participants during FY 19



Total applicants	Number of new plans of service (enrollments)	Number of entitled applicants	Number of program participants	Number of Veterans rehabilitated through independent living	Number of Veterans rehabilitated by obtaining suitable employment
485	148	211	623	1	57



VA



**U.S. Department
of Veterans Affairs**
Veterans Benefits
Administration



Compensation – Veterans on the rolls at the end of FY 19

Number of Veterans		Estimated total amount paid monthly	Estimated total amount paid annually
76,976		\$95,471,432	\$1,145,657,178
Age 34 and under	Age 35 through 54	Age 55 through 74	Age 75 and over
9,374	20,590	35,967	11,038



Pension – Veterans on the rolls at the end of FY 19

Number of Veterans		Estimated total amount paid monthly	Estimated total amount paid annually
4,061		\$4,133,592	\$49,603,106
Age 34 and under	Age 35 through 64	Age 65 through 74	Age 75 and over
11	694	1,849	1,507



Education – Participants by program during FY 19

MGIB-AD	MGIB-SR	DEA	VEAP	REAP	Post 9/11	Total participants
144	1,639	1,198	0	11	7,474	10,466



Insurance

Life insurance payments during FY 19	Total face value of insurance at the end of FY 19	Total number of policies at the end of FY 19
\$24,749,801	\$132,106,305	10,372



Home Loan Guaranty – Loans guaranteed during FY 19

Number of loans	Total amount of loans
7,211	\$1,584,488,469



Vocational Rehabilitation and Employment – Participants during FY 19

Total applicants	Number of new plans of service (enrollments)	Number of entitled applicants	Number of program participants	Number of Veterans rehabilitated through independent living	Number of Veterans rehabilitated by obtaining suitable employment
966	395	661	1,254	0	181

Estimated total Veteran
population: 46,613

Wyoming



Compensation – Veterans on the rolls at the end of FY 19

Number of Veterans		Estimated total amount paid monthly	Estimated total amount paid annually
12,938		\$15,404,996	\$184,859,958
Age 34 and under	Age 35 through 54	Age 55 through 74	Age 75 and over
1,389	4,040	5,860	1,646



Pension – Veterans on the rolls at the end of FY 19

Number of Veterans		Estimated total amount paid monthly	Estimated total amount paid annually
339		\$307,219	\$3,686,625
Age 34 and under	Age 35 through 64	Age 65 through 74	Age 75 and over
0	72	173	94



Education – Participants by program during FY 19

MGIB-AD	MGIB-SR	DEA	VEAP	REAP	Post 9/11	Total participants
100	104	125	0	7	883	1,219



Insurance

Life insurance payments during FY 19	Total face value of insurance at the end of FY 19	Total number of policies at the end of FY 19
\$2,108,455	\$11,254,241	866



Home Loan Guaranty – Loans guaranteed during FY 19

Number of loans	Total amount of loans
1,817	\$479,182,883



Vocational Rehabilitation and Employment – Participants during FY 19

Total applicants	Number of new plans of service (enrollments)	Number of entitled applicants	Number of program participants	Number of Veterans rehabilitated through independent living	Number of Veterans rehabilitated by obtaining suitable employment
144	33	62	181	0	10



VA



**U.S. Department
of Veterans Affairs**
Veterans Benefits
Administration

Puerto Rico

Estimated total Veteran
population: 73,055



Compensation – Veterans on the rolls at the end of FY 19

Number of Veterans		Estimated total amount paid monthly	Estimated total amount paid annually
28,293		\$54,004,534	\$648,054,408
Age 34 and under	Age 35 through 54	Age 55 through 74	Age 75 and over
1,762	6,882	14,851	4,798



Pension – Veterans on the rolls at the end of FY 19

Number of Veterans		Estimated total amount paid monthly	Estimated total amount paid annually
6,447		\$5,666,156	\$67,993,874
Age 34 and under	Age 35 through 64	Age 65 through 74	Age 75 and over
1	232	1,709	4,504



Education – Participants by program during FY 19

MGIB-AD	MGIB-SR	DEA	VEAP	REAP	Post 9/11	Total participants
33	969	2,088	0	4	2,369	5,463



Insurance

Life insurance payments during FY 19	Total face value of insurance at the end of FY 19	Total number of policies at the end of FY 19
\$5,594,971	\$29,864,118	2,794



Home Loan Guaranty – Loans guaranteed during FY 19

Number of loans	Total amount of loans
855	\$137,438,786



Vocational Rehabilitation and Employment – Participants during FY 19

Total applicants	Number of new plans of service (enrollments)	Number of entitled applicants	Number of program participants	Number of Veterans rehabilitated through independent living	Number of Veterans rehabilitated by obtaining suitable employment
665	155	322	558	1	73

Estimated total Veteran population: Included on the "other foreign" page

Philippines



Compensation – Veterans on the rolls at the end of FY 19

Number of Veterans		Estimated total amount paid monthly	Estimated total amount paid annually
6,012		\$13,116,975	\$157,403,697
Age 34 and under	Age 35 through 54	Age 55 through 74	Age 75 and over
161	1,203	3,058	1,590



Pension – Veterans on the rolls at the end of FY 19

Number of Veterans		Estimated total amount paid monthly	Estimated total amount paid annually
355		\$475,345	\$5,704,140
Age 34 and under	Age 35 through 64	Age 65 through 74	Age 75 and over
0	34	171	150



Education – Participants by program during FY 19

MGIB-AD	MGIB-SR	DEA	VEAP	REAP	Post 9/11	Total participants
35	0	588	0	0	428	1,051



Insurance

Life insurance payments during FY 19	Total face value of insurance at the end of FY 19	Total number of policies at the end of FY 19
\$1,273,346	\$6,796,700	613



Home Loan Guaranty – Loans guaranteed during FY 19

Number of loans	Total amount of loans
0	\$-



Vocational Rehabilitation and Employment – Participants during FY 19

Total applicants	Number of new plans of service (enrollments)	Number of entitled applicants	Number of program participants	Number of Veterans rehabilitated through independent living	Number of Veterans rehabilitated by obtaining suitable employment
2	0	2	13	0	0



VA



U.S. Department of Veterans Affairs
Veterans Benefits Administration

Other Foreign

Estimated total Veteran population: 100,756



Compensation – Veterans on the rolls at the end of FY 19

Number of Veterans		Estimated total amount paid monthly	Estimated total amount paid annually
31,815		\$46,685,371	\$560,224,448
Age 34 and under	Age 35 through 54	Age 55 through 74	Age 75 and over
3,234	14,059	12,058	2,462



Pension – Veterans on the rolls at the end of FY 19

Number of Veterans		Estimated total amount paid monthly	Estimated total amount paid annually
123		\$116,016	\$1,392,192
Age 34 and under	Age 35 through 64	Age 65 through 74	Age 75 and over
1	19	65	38



Education – Participants by program during FY 19

MGIB-AD	MGIB-SR	DEA	VEAP	REAP	Post 9/11	Total participants
0	59	161	0	0	705	925



Insurance

Life insurance payments during FY 19	Total face value of insurance at the end of FY 19	Total number of policies at the end of FY 19
\$3,301,652	\$17,623,129	1,227



Home Loan Guaranty – Loans guaranteed during FY 19

Number of loans	Total amount of loans
313	\$116,491,825



Vocational Rehabilitation and Employment – Participants during FY 19

Total applicants	Number of new plans of service (enrollments)	Number of entitled applicants	Number of program participants	Number of Veterans rehabilitated through independent living	Number of Veterans rehabilitated by obtaining suitable employment
156	46	72	141	0	9

Regional Office Addresses

Anchorage VA Regional Office 1201 North Muldoon Road Anchorage, AK 99504	AK	Hartford VA Regional Office 555 Willard Avenue, Building 2E – Room 5137 Newington, CT 06111-2693 Mailing Address: P.O. Box 310909 Newington, CT 06131	CT	Chicago VA Regional Office 2122 W. Taylor Street Chicago, IL 60612	IL
Montgomery VA Regional Office 345 Perry Hill Road Montgomery, AL 36109-3798	AL	Wilmington VA Regional Office 1601 Kirkwood Highway Wilmington, DE 19805	DE	Indianapolis VA Regional Office 575 North Pennsylvania Street Indianapolis, IN 46204-1526	IN
Little Rock VA Regional Office 2200 Fort Roots Drive, Building 65 North Little Rock, AR 72114-1756	AR	St. Petersburg VA Regional Office 9500 Bay Pines Boulevard St. Petersburg, FL 33708 Mailing Address: P.O. Box 1437 St. Petersburg, FL 33731	FL	Wichita VA Regional Office Robert J. Dole Regional Office 5500 E. Kellogg Avenue Wichita, KS 67218-1698	KS
Phoenix VA Regional Office 3333 North Central Avenue Phoenix, AZ 85012-2405	AZ	Atlanta VA Regional Office 1700 Clairmont Road Atlanta, GA 30033-4032 Mailing Address: P.O. Box 100026 Decatur, GA 30031-7026	GA	Louisville VA Regional Office 321 West Main Street, Suite 390 Louisville, KY 40202-3835	KY
Oakland VA Regional Office Ronald V. Dellums Federal Building 1301 Clay Street – Suite 1400N Oakland, CA 94612-5209	CA	Honolulu VA Regional Office 459 Patterson Road, East Wing Honolulu, HI 96819	HI	New Orleans VA Regional Office 1250 Polydras Street, Rm 200 New Orleans, LA 70113-2692	LA
San Diego VA Regional Office 8810 Rio San Diego Drive San Diego, CA 92108-1508	CA	Des Moines VA Regional Office 210 Walnut Street – Room 1063 Des Moines, IA 50309-9825	IA	Boston VA Regional Office John F. Kennedy Building Government Center – Room 1265 Boston, MA 02203-0393	MA
Los Angeles VA Regional Office Federal Building 11000 Wilshire Boulevard Los Angeles, CA 90024-3602	CA	Boise VA Regional Office 444 West Fort Street Boise, ID 83702	ID	Baltimore VA Regional Office Federal Building 31 Hopkins Plaza – Room 233 Baltimore, MD 21201-0001	MD
Denver VA Regional Office 155 Van Gordon Street Denver, CO 80228	CO			Togus VA Regional Office One VA Center Augusta, ME 04330-6795	ME



VA



U.S. Department
of Veterans Affairs
Veterans Benefits
Administration

Detroit VA Regional Office Patrick V. McNamara Federal Building 477 Michigan Avenue – Room 1400 Detroit, MI 48226-2591	MI	Lincoln VA Regional Office 3800 Village Drive Lincoln, NE 68516-4198 Mailing Address: PO Box 85816 Lincoln, NE 68501-5816	NE	Muskogee VA Regional Office Federal Building 125 South Main Street Muskogee, OK 74401-7025	OK
St. Paul VA Regional Office Bishop Henry Whipple Federal Building One Federal Drive – Fort Snelling St. Paul, MN 55111-4050	MN	Manchester VA Regional Office Norris Cotton Federal Building 275 Chestnut Street Manchester, NH 03101	NH	Portland VA Regional Office 100 SW Main Street, Floor 2 Portland, OR 97204-2998 Mailing Address: 100 SW Main St FL 2 Portland, OR 97204	OR
St. Louis Records Mgmt. Center 4300 Goodfellow Boulevard Building 104 St. Louis, MO 63120-8950	MO	Newark VA Regional Office 20 Washington Place Newark, NJ 07102-3174	NJ	Philadelphia VA Regional Office 5000 Wissahickon Avenue Philadelphia, PA 19144 Mailing Address: P.O. Box 8079 Philadelphia, PA 19101	PA
St. Louis VA Regional Office 9700 Page Avenue St. Louis, MO 63103	MO	Albuquerque VA Regional Office 500 Gold Avenue, South West Albuquerque, NM 87102-3118	NM	Pittsburgh VA Regional Office 1000 Liberty Avenue Pittsburgh, PA 15222-4004	PA
Jackson VA Regional Office 1600 East Woodrow Wilson Avenue Jackson, MS 39216	MS	Reno VA Regional Office 5460 Reno Corporate Drive Reno, NV 89511	NV	San Juan VA Regional Office 50 Carr 165 Guaynabo San Juan, PR 00968-8024	PR
Ft. Harrison VA Regional Office 3633 Veterans Drive Ft. Harrison, MT 59636	MT	Buffalo VA Regional Office 130 South Elmwood Avenue Buffalo, NY 14202-2478	NY	Providence VA Regional Office 380 Westminster Street Providence, RI 02903-3246	RI
Winston-Salem VA Regional Office Federal Building 251 North Main Street Winston-Salem, NC 27155-1000	NC	New York VA Regional Office 245 W. Houston Street New York, NY 10014-4805	NY	Columbia VA Regional Office 6437 Garners Ferry Road Columbia, SC 29209-2495	SC
Fargo VA Regional Office 2101 Elm Street Fargo, ND 58102	ND	Cleveland VA Regional Office Anthony J. Celebrezze Federal Building 1240 East 9th Street Cleveland, OH 44199-2001	OH	Sioux Falls VA Regional Office 2501 West 22nd Street Sioux Falls, SD 57105	SD

Nashville
VA Regional Office
110 Ninth Avenue, South
Nashville, TN 37203-3817

TN

Houston
VA Regional Office
6900 Almeda Road
Houston, TX 77030-4200

TX

Waco
VA Regional Office
One Veterans Plaza
701 Clay Avenue
Waco, TX 76799-0001

TX

Salt Lake City
VA Regional Office
550 Foothill Drive
Salt Lake City, UT 84113

UT

Roanoke
VA Regional Office
210 Franklin Rd, SW
Roanoke, VA 24011

VA

White River Junction
VA Regional Office
215 North Main Street
White River Junction, VT 05001

VT

Seattle
VA Regional Office
Federal Building
915 Second Avenue, Room 1392
Seattle, WA 98174-1060

WA

Milwaukee
VA Regional Office
5400 W. National Avenue
Milwaukee, WI 53214

WI

Huntington
VA Regional Office
640 Fourth Avenue
Huntington, WV 25701-1340

WV

Cheyenne
VA Benefits Office
2360 E. Pershing Blvd.
Cheyenne, WY 82001-5356

WY

The above address is the
Cheyenne benefits office. The
Denver regional office processes
claims for the state of Wyoming.

Manila
VA Regional Office
U.S. Embassy
1501 Roxas Blvd
Pasay City, Philippines 1302
Mailing Address:
PSC 501
DPOAP 96515

TX

UT

VA

District Offices

Northeast District
Charles F. Prevedel Federal Bldg,
9700 Page Avenue, Suite 301
St. Louis, MO 63132

MO

Southeast District
3322 West End, Suite 408
Nashville, TN 37203

TN

Continental District
155 Van Gordon Street
Lakewood, CO 80228

CO

Pacific District
3333 North Central Avenue,
Suite 3026
Phoenix, AZ 85012-2402

AZ

Centralized Mail Address

**SMS Janesville Facility –
Centralized Mail**
Department of Veterans Affairs
Claims Intake Center
PO Box 5235
Janesville, WI 53547-5235

Contact Information

Compensation Information:
1-800-827-1000

Department of Veterans Affairs
home page
www.va.gov

Veterans Benefits Administration
home page
benefits.va.gov

eBenefits
(Online forms and applications)
ebenefits.va.gov



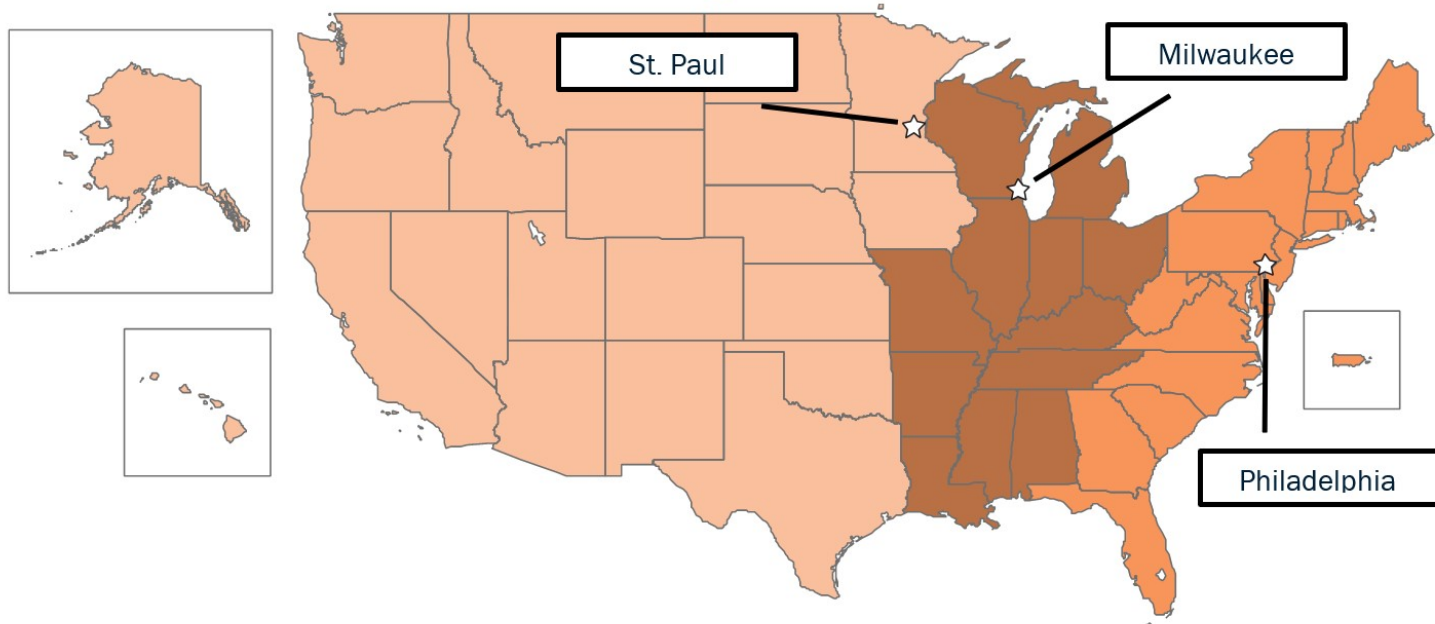
VA



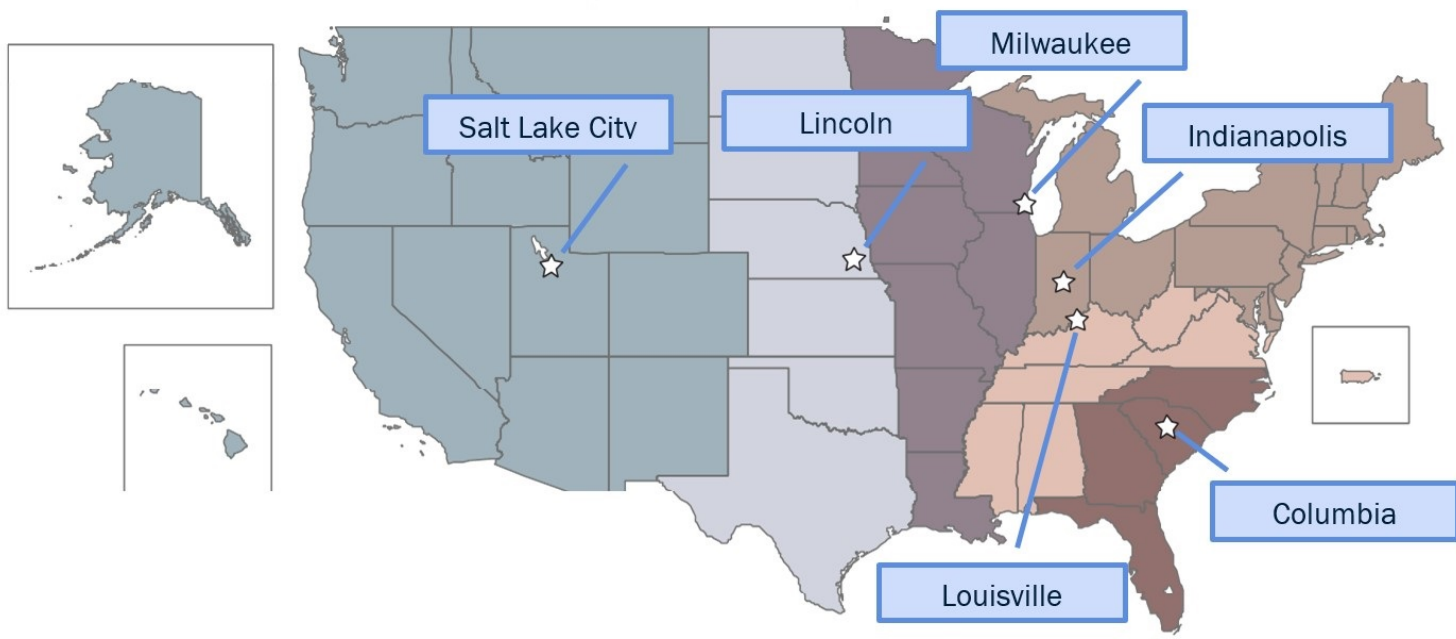
**U.S. Department
of Veterans Affairs**
Veterans Benefits
Administration

Program Jurisdiction Information/Maps

Pension Management Centers



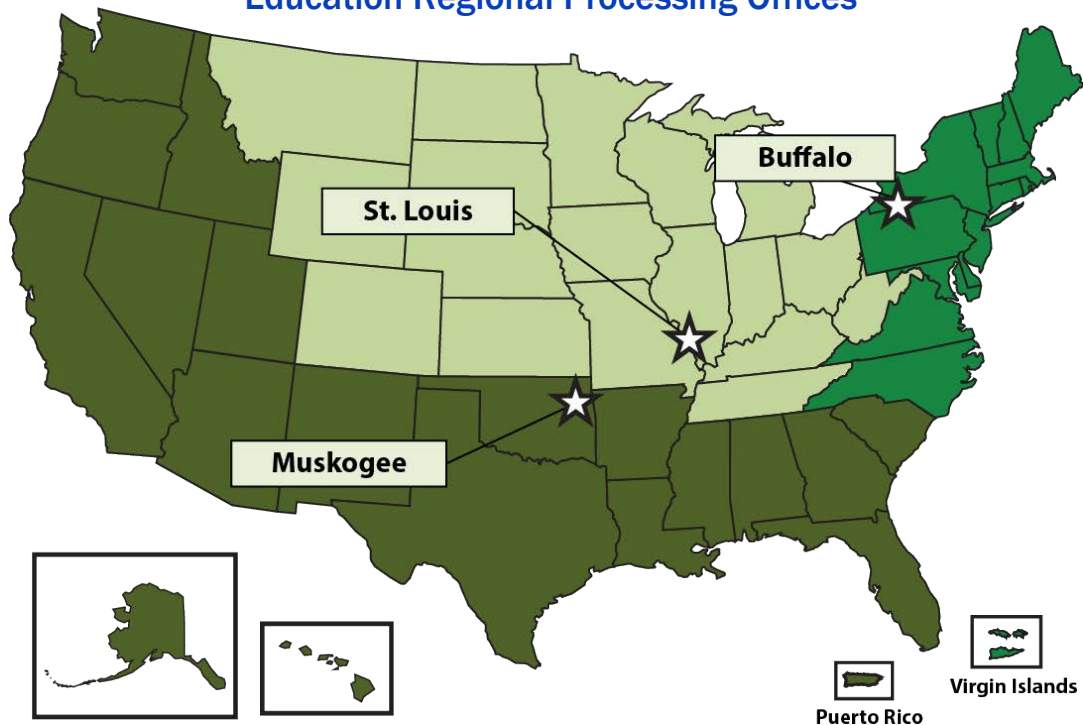
Fiduciary Hubs



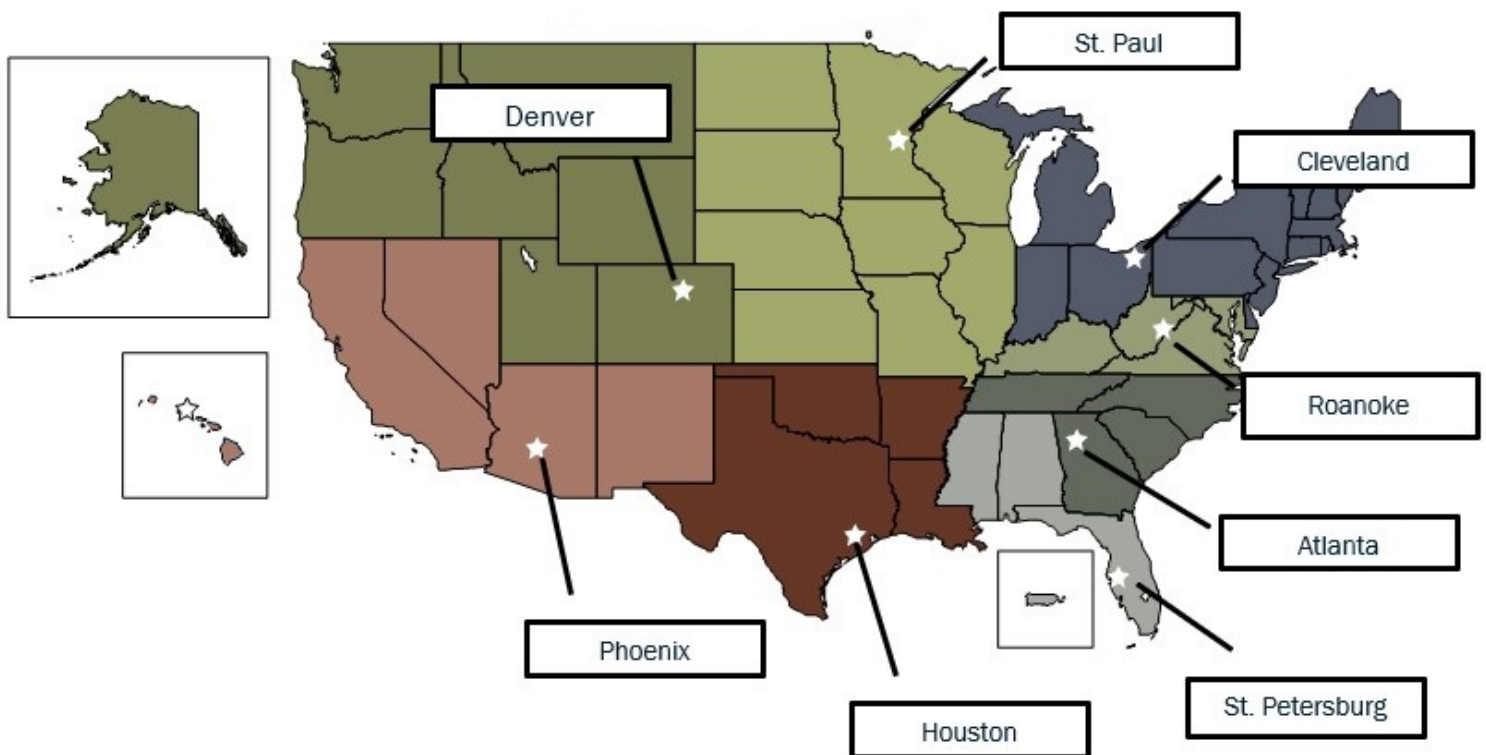
U.S. Department
of Veterans Affairs
Veterans Benefits
Administration



Education Regional Processing Offices



Regional Loan Centers



Change Log

Release history

Version & Changes Date
Data as of 09/30/2019



VA



U.S. Department
of Veterans Affairs
Veterans Benefits
Administration

Glossary

AID AND ATTENDANCE – An additional monetary allowance payable to individuals who are:

In a nursing home or
In need of daily care to help with
feeding, dressing, attending to the
wants of nature, protecting oneself
from hazards of the daily
environment, or keeping clean.

APPLICANTS (VR&E) – Veterans or Servicemembers who have applied for Vocational Rehabilitation and Employment (VR&E) services.

BENEFITS DELIVERY AT DISCHARGE (BDD) – Program to assist active duty personnel in filing for VA benefits prior to their separation or retirement from active duty. VBA provides information about VA benefits and assistance in filing benefit claims.

BODY SYSTEMS – Title 38, Code of Federal Regulations, Part 4, classifies the various areas of the body into fifteen (15) different systems as follows:

Musculoskeletal System
Skin
Auditory
Mental Disorders
Digestive System
Neurological Conditions and Convulsive Disorders
Cardiovascular System
Respiratory System
Endocrine System
Genitourinary System
Eye
Infectious Diseases, Immune Disorders,
Nutritional Deficiencies
Gynecological Conditions
Dental and Oral Conditions
Hemic and Lymphatic Systems

BUYER STATUS – A first-time homeowner or previous homeowner.

CASH-OUT REFINANCE – This refinancing option is for Veterans and Servicemembers interested in taking cash out of their home equity and can be used to refinance a non-VA loan into a VA loan.

CASH SURRENDER – A policyholder, upon request, receives the cash value that accrued in his/her life insurance policy, and in return surrenders all rights, title, and interest to his/her basic and/or paid-up additional insurance coverage amounts.

CERTIFICATE OF ELIGIBILITY – Verification to the lender that the potential borrower is qualified for a VA-guaranteed loan. The COE can be applied for online through www.ebenefits.va.gov or by contacting the borrower's lender.

CHAPTER 31 BENEFITS – Vocational Rehabilitation and Employment program provides benefits and services to Veterans whose service-connected disabilities limit or prohibit employment options.

CODE OF FEDERAL REGULATIONS (CFR) – VA rules and regulations are contained in Title 38 Code of Federal Regulations (38 CFR). The Secretary of Veterans Affairs is empowered to prescribe all rules and regulations, consistent with existing law, necessary or appropriate to carry out the laws administered by the Department (Section 501, Title 38 USC).

COMBINED DEGREE – The combined degree of disability is expressed as a percentage (from 0 to 100 in increments of 10) and represents the overall disabling effect of a Veteran's service-connected disabilities.

COMPLETED EVALUATION (VR&E) – Eligible Applicants who actively participated in initial evaluation services.

COMPENSABLE ZEROES – Disabilities that are independently evaluated at zero percent disabling but produce an employment handicap to warrant a 10 % combined disability evaluation. This evaluation entitles the Veteran to receive disability compensation payments.



U.S. Department
of Veterans Affairs
Veterans Benefits
Administration



COMPUTER SYSTEMS – VBA derives statistical data about Veterans from multiple sources and from various computer systems: e.g. VBA Data Warehouse, VBA's Benefits Delivery Network (BDN), the Beneficiary Identification and Records Locator System (BIRLS); and the Board of Veterans' Appeals Control and Locator System (VACOLS).

DEPENDENTS EDUCATIONAL ASSISTANCE

(DEA) – Refers to Dependents Educational Assistance Program (Chapter 35 of the Title 38, U.S. Code). See Survivors and Dependents Educational Assistance.

DEPENDENCY AND INDEMNITY

COMPENSATION (DIC) – A monetary death benefit payable to eligible survivors (surviving spouses, children, and/or dependent parents) of Servicemembers who die in service or as a result of a service-connected death.

DEPENDENTS – Qualifying dependents for VA benefit purposes are a Veteran's spouse and child (natural child, adopted child, or stepchild). A Veteran's mother or father may also be considered a dependent generally if there is financial need.

DIAGNOSTIC CODES – VBA uses four digit numeric codes to signify specific medical conditions. These numeric codes are in 38 CFR, Part 4.

DIRECT LOAN – A home loan made by the Department of Veterans Affairs directly to Veterans. This is distinct from guaranteed loans, which are made by private lenders and guaranteed by VA.

DISABILITY COMPENSATION – A monetary benefit paid to Veterans for service-connected disability.

PENSION – A monetary benefit paid to wartime Veterans who are age 65 or older, or permanently and totally disabled as the result of a non-service-connected disability. In either case, the Veteran's annual income must not exceed the limit set by statute in order to qualify for this benefit.

DISCONTINUED (VR&E) – Situations in which termination of all services and benefits received under Chapter 31 is necessary.

DIVIDEND – A payment to policyholders in participating life insurance programs. It is an allocation of program surplus funds representing the return of premiums not needed to pay claims and expenses, and a distribution of earnings from investment. Dividends are issued annually on the policy anniversary date.

DMDC – The Defense Manpower Data Center maintains the largest archive of personnel, manpower, training and financial data in the Department of Defense (DoD).

NO DOWN PAYMENT OPTION – The VA home loan guaranty program allows the Veteran to enter the home buying market with the option of providing no down payment. This option is intended to help the Veteran afford the purchase of a suitable home.

EDUCATIONAL ASSISTANCE – A monetary benefit available to eligible Veterans, dependents, reservists, and Servicemembers while they are in an approved training program.

EDUCATION REHABILITATIONS (VR&E) – Veteran pursues additional education or training instead of obtaining employment after completing his/her training under Chapter 31.

ELIGIBLE APPLICANTS (VR&E) – Servicemembers or Veterans are eligible if they have a qualifying service-connected disability or memorandum rating.

ELIGIBILITY – VA benefits require that the Veteran be discharged from active military service under "other than dishonorable" conditions. In addition to this general requirement, there are specific statutory and regulatory requirements for each of the five benefit programs; some of these requirements are described in the sections of this report dealing with the respective benefit programs.

EMPLOYMENT HANDICAP (EH) (VR&E) – An impairment of a Veteran's ability to prepare for, obtain, or retain employment consistent with such Veteran's abilities, aptitudes, and interests if the impairment results in substantial part from a service-connected disability. For Veterans within the 12-year basic period of eligibility and rated at 20 percent or more, a finding of employment handicap results in entitlement to Vocational Rehabilitation and Employment Services.



VA



U.S. Department
of Veterans Affairs
Veterans Benefits
Administration

ENTITLED APPLICANTS (VR&E) – Veterans are determined to be entitled when services are needed to assist them to overcome either an employment handicap or serious employment handicap related to their disabling condition.

ENTITLEMENT (EDU) – The number of months the student is eligible for VA education benefits. This number is usually expressed in months and days the student will be eligible for full-time benefits. Entitlement may vary depending on the education program the individual qualifies under. In no event will entitlement exceed 48 months under any combination of education programs.

ENTITLEMENT (C&P) – Once basic eligibility requirements have been met, decisions on entitlement for C&P benefits are based on statutory and regulatory requirements and the evidence of record that documents these requirements have been met.

FACE VALUE – The dollar amount of life insurance money that would be paid upon the death of the Veteran or at the maturity of the policy, subject to adjustments for indebtedness, dividends, premium overpayments, or “paid-up additions.”

FIDUCIARY – An individual or entity who has been appointed by VA to receive VA benefits on behalf of a beneficiary for the use and benefit of the beneficiary and the beneficiary’s dependents.

FIRST-TIME HOMEOWNER – A Veteran using his home loan entitlement to purchase a home for the first time.

FISCAL YEAR (FY) – Any yearly accounting or budgetary period without regard to its relationship to the calendar year. The Department of Veterans Affairs fiscal year is from October 1 through September 30. The year number of the fiscal year is based on the date on September 30.

FORECAST OF PROGRAM LIABILITIES – Future liabilities represent payments that the government is obligated to deliver in future years. This is much like the obligation of a life insurance company to pay the face amount of a standard policy to beneficiaries at the time of the insured person’s death.

FUNDING FEE – A fee, required by law, charged to Veterans who obtain a VA guaranteed home loan.

FSGLI – Family Servicemembers’ Group Life Insurance was established in 2001 to provide Servicemembers, who have Servicemembers’ Group Life Insurance (SGLI) coverage, the opportunity to have life insurance coverage on their spouses and dependent children.

GI BILL OF RIGHTS – Also known as the Servicemen’s Readjustment Act of 1944 (PL 78-346), which authorized the existence of the Home Loan Guaranty Program.

GUARANTEED LOAN – A loan that is federally backed by the VA home loan provision.

GUARANTY CLAIM AMOUNT – The payment amount calculated for foreclosure, deed-in-lieu, and compromise sale claims based upon total eligible indebtedness, maximum guaranty, and credit to the indebtedness (net value or proceeds from the sale, whichever is greater).

HOUSEBOUND – An additional monetary allowance payable to those individuals who are substantially confined to their home or immediate premises as a result of a permanent disability.

INDIVIDUAL UNEMPLOYABILITY – Veterans unable to secure and follow a substantially gainful occupation by reason of service-connected disability will be rated totally disabled, provided that the Veteran has a single disability rated 60% or more or a combined evaluation of at least 70%, with one disability ratable at 40% or higher.



U.S. Department
of Veterans Affairs
Veterans Benefits
Administration



INTEREST RATE REDUCTION REFINANCE LOAN (IRRRL)

– An IRRRL is a VA-guaranteed loan made to refinance an existing VA-guaranteed loan, generally at a lower interest rate than the existing VA loan, and with lower principal and interest payments than the existing VA loan.

KICKERS (EDU) – Amounts contributed by DoD to an education fund on behalf of participants to encourage enlistment or retention in the Armed Forces. (The military services may use different terms such as “Army College Fund” or “Navy College Fund”, etc.) These amounts are added to any other education benefits to which the person may be entitled. Kickers are applicable only to MGIB-AD, MGIB-SR, VEAP and REAP.

LOAN (INS) – An amount borrowed against the cash value of a permanent plan life insurance policy.

LOAN DEFAULTED-GUARANTY CLAIM PAID – Home Loan Guaranty term used when the borrower defaults on the loan and VA pays the home loan guaranty claim.

LOAN GUARANTY PROGRAM – The benefit program whereby VA guarantees a portion of a loan to lenders to facilitate Veterans obtaining a home.

LOAN LIMITS – The amount a qualified Veteran with full entitlement may be able to borrow without making a down payment. While VA does not set a cap on how much can be borrowed, limits exist on the amount of liability VA can assume, which usually affects the amount of money an institution will lend.

MATURED ENDOWMENT – The face amount of life insurance less any indebtedness that is paid to the insured at maturity of the policy, based on the plan of life insurance. The proceeds may be paid as a lump sum or the insured may request installment payments.

MAXIMUM REHABILITATION GAIN (MRG)

(VR&E) – A Veteran has reached MRG when VR&E is able to measure substantial improvement in the Veteran’s circumstances that is directly attributable to services provided to VR&E. Specifically:

- Services contributed to a Veteran obtaining or maintaining employment that does not meet the criteria for rehabilitation, or
- Services substantially improved the circumstances of a Veteran who is not currently employable in a suitable job.

MGIB-AD – The Montgomery GI Bill-Active Duty Educational Assistance Program (Chapter 30 of Title 38, U.S. Code) which provides educational assistance to persons who served on active duty in the Armed Forces.

MGIB-SR – The Montgomery GI Bill-Selected Reserve Educational Assistance Program (Chapter 1606 of Title 10, U.S. Code) which provides educational assistance to members of the Selected Reserve or the Ready Reserve of any of the reserve components of the Armed Forces.

MISUSE (FID) – Misuse occurs in any case in which the fiduciary receives payment of benefits for the use and benefit of a beneficiary and uses any part of such payment for a use other than the use and benefit of the beneficiary or the beneficiary’s dependents.

NSLI – National Service Life Insurance was established in 1940 to meet the insurance needs of World War II Veterans. The program closed in 1951.

ORIGINAL DISABILITY CLAIM – A Veteran’s first claim for disability benefits, either compensation or pension or both. Any subsequent claim is categorized as a reopened or supplemental claim.



VA



U.S. Department
of Veterans Affairs
Veterans Benefits
Administration

PAID-UP ADDITIONS – Policyholders with participating policies can use their annual dividends to purchase additional life insurance. Established in 1972, this is the only way most policyholders may increase their life insurance coverage amount.

PARTICIPANTS (VR&E) – Veterans in any stage of the vocational rehabilitation process after the applicant and evaluation phases have been completed, including: extended evaluation, independent living, job-ready status, rehabilitation to employment, and interrupted. Participants also include those discontinued and rehabilitated from a plan of service.

PEACETIME VETERANS – Veterans who served during a period of time not statutorily defined as a period of war.

PRISONERS OF WAR (POWs) – Veterans who were forcibly detained (confined) by an enemy, foreign government, or hostile force while serving in the active military, naval or air service.

PREVIOUS HOMEOWNER – A person who has had a previous ownership interest in a home.

PROTECTED PENSION – The pension program, both disability and death, replaced by Section 306 Pension, which in turn was replaced by the current pension program under the provisions of PL 95-588. Veterans and survivors receiving either Protected Pension or Section 306 Pension may continue to receive the benefits as long as they continue to meet the basic entitlement requirements of the respective programs.

PURCHASE LOAN – A loan made solely for the purpose for purchasing a home.

RANGE OF DISABILITIES – A disability is evaluated according to the VA Schedule for Rating Disabilities in Title 38, CFR, and Part 4. Extent of disability is expressed as a percentage from 0% (for conditions that exist but are not disabling to a compensable degree) to 100%, in increments of 10%. Most disabilities, however, do not have every 10% increment from 0 to 100.

RATING SCHEDULE – Title 38, CFR Part 4.

REAP – The Reserve Educational Assistance Program (Chapter 1607 of Title 10, U.S. Code) which provides educational assistance to members of the Guard and Reserves who serve on active duty in support of a contingency operation under federal authority on or after September 11, 2001.

REFINANCE – The replacement of an existing debt obligation with a debt obligation, generally with better terms.

REGIONAL OFFICE (RO) – A VA field office composed of divisions which carry out the functions of VBA. Fifty-six such offices exist throughout the United States, Puerto Rico, and the Philippines.

REHABILITATION (VR&E) – A determination that a Veteran has successfully obtained and maintained suitable employment and/or has successfully completed an independent living program.

RESERVIST – A member of a reserve component of one of the Armed Forces who has potential entitlement to certain VA benefits by reason of his or her reserve status, including educational assistance under Title 10 of the United States Code, Chapter 1606.

RESTORED ENTITLEMENT – Previously used entitlement may be restored when a property secured by a VA loan is sold and the loan is paid in full, or when an eligible Veteran transferee agrees to assume the outstanding balance on a VA loan and substitute his/her entitlement for the same amount originally used on the loan.

SDVI – Service-Disabled Veterans Insurance was established in 1951 to meet the insurance needs of Veterans with service-connected disabilities. SDVI is open to Veterans who received other than dishonorable discharge separated from the service on or after April 25, 1951, and who received a service-connected disability rating of 0% or greater within the last two years.

SECONDARY MARKET – The financial market where mortgages are bought and sold.

SERVICE-CONNECTED – A disease or injury determined to have occurred in or to have been aggravated by military service.



U.S. Department
of Veterans Affairs
Veterans Benefits
Administration



SERIOUS EMPLOYMENT HANDICAP – A significant impairment, caused in whole or in part by a service-connected disability, in the Veteran's ability to prepare for, obtain, or retain employment consistent with his or her abilities, aptitudes, and interests.

SERVICEMEMBER – An individual who is currently serving on active duty.

SGLI – Servicemembers Group Life Insurance was established in 1965 to meet the insurance needs of Servicemembers.

SPECIALLY ADAPTED HOUSING GRANT (SAH) – A grant to a seriously disabled Veteran to assist in adapting his or her home to accommodate limitations caused by the disability.

SPECIAL HOUSING ADAPTATION (SHA) – A grant available to disabled Veterans and Servicemembers who have blindness in both eyes, or have anatomical loss or loss of use of both hands, or disability due to severe burns that have limited motion of one or more extremities. The grant assists in adapting their homes to accommodate limitations caused by the disabilities.

SUITABLE EMPLOYMENT (VR&E) – Employment that does not aggravate the Veteran's disabilities, is stable, and is consistent with his or her pattern of abilities, aptitudes, and interests.

SURVIVORS AND DEPENDENTS EDUCATIONAL ASSISTANCE (DEA) – Under Chapter 35 of Title 38, U.S. Code, a monetary educational benefit payable to eligible dependents and survivors of Veterans.

TITLE 38 CODE OF FEDERAL REGULATIONS – Regulations that pertain to Veterans' benefits.

TOTAL DISABILITY INCOME (INS) – An option available with some insurance policies that provides for monthly payments to policyholders who, prior to their 65th birthday, have incurred a mental or physical disability which prevents them from performing substantially gainful employment.

TOTAL AND PERMANENT DISABILITY – Total ratings are authorized for any disability or combination of disabilities for which the Schedule of Rating Disabilities prescribes a 100% evaluation or, where less than 100%, the requirements for Individual Unemployability are met. Permanence of total disability is considered to exist when the impairment is reasonably certain to continue throughout the life of the disabled Veteran and generally requires no future medical exams.

TSGLI – The Traumatic Injury Protection Program provides automatic traumatic injury coverage to all Servicemembers covered under the Servicemembers' Group Life Insurance (SGLI) program. Every member who has SGLI also has TSGLI effective December 1, 2005. This coverage applies to active duty members, reservists, funeral honors duty and one-day muster duty. This benefit is also provided retroactively for members (whether they were insured for SGLI or not) who incurred certain severe losses as a result of a traumatic injury between October 7, 2001, and December 1, 2005.

USGLI – United States Government Life Insurance was established in 1919 to meet the insurance needs of World War I Veterans. This program closed in 1951.

VEAP – The Veterans Educational Assistance Program (Chapter 32 of Title 38, U.S. Code) is a contributory educational assistance program for Post-Vietnam Era Veterans.

VETERAN – A person who served in the active military, naval, or air service, and who was discharged or released under conditions other than dishonorable.

VETERANS OPPORTUNITY TO WORK (VOW) TO HIRE HEROES ACT OF 2011 – Provides a seamless transition for Servicemembers, expands education and training opportunities for Veterans, and provides tax credits for employers who hire Veterans with service-connected disabilities.



VA



U.S. Department
of Veterans Affairs
Veterans Benefits
Administration

VETERANS RETRAINING ASSISTANCE

PROGRAM (VRAP) – Part of the Veterans Opportunity to Work (VOW) to Hire Heroes Act of 2011, the Veteran Retraining Assistance Program (VRAP) offered up to 12 months of retraining assistance to unemployed Veterans who are between the ages of 35 and 60 and meet other selected criteria. Training must have been offered at a community college or technical school and lead to an associate's degree or certificate in a high demand field. Authority to pay benefits under this program expired April 1, 2014.

VGLI – Veterans Group Life Insurance was established in 1974 to meet the insurance needs of Veterans after separation from service.

VMLI – Veterans Mortgage Life Insurance was established in 1971 to provide mortgage protection life insurance to severely disabled Veterans who have received grants for the purchase of specially adapted housing.

VR&E – The Vocational Rehabilitation and Employment (VR&E) Program is available to help service-disabled Veterans become employable and live independently.

VRI – Veterans' Reopened Insurance was established in 1965 to provide insurance protection for certain classes of disabled Veterans from World War II and the Korean Conflict. The program closed in 1966.

VSLI – Veterans Special Life Insurance was established in 1951 to meet the insurance needs of Veterans who served during the Korean Conflict and post-Korean era. The program closed in 1956.

ZERO (0) PERCENT DISABILITY – A zero percent disability rating means that a disability exists and is related to the Veteran's service but is not so disabling that it entitles the Veteran to compensation payments. Also called a non-compensable disability.



U.S. Department
of Veterans Affairs
Veterans Benefits
Administration



Contact Information

Department of Veterans Affairs home page	www.va.gov
VA Forms	www.va.gov/vaforms
Frequently Asked Questions	iris.custhelp.va.gov/app/answers/list
Submit a Question	iris.custhelp.va.gov/app/ask
VA Regional Office Location	www.va.gov/find-locations
Veterans Crisis Line	1-800-273-8255 and press 1
Toll Free Number	1-800-827-1000
TTY, Federal Relay	711
Fax Number (inside the U.S.):	1-844-531-7818
Fax Number (outside the U.S.):	1-248-524-4260

Centralized Mail Address**

U.S. Department of Veterans Affairs
Claims Intake Center
PO Box 4444
Janesville, WI 53547-4444

*Include your full name and VA file number on the fax coversheet.

**Include your full name and VA file number on the inside of mailed correspondence (not on envelope).



VA



U.S. Department
of Veterans Affairs
Veterans Benefits
Administration

VETERANS BENEFITS ADMINISTRATION

Annual Benefits Report

FISCAL YEAR 2019



COMPENSATION



PENSION &
FIDUCIARY



INSURANCE



EDUCATION



HOME LOAN
GUARANTY



VOCATIONAL
REHABILITATION &
EMPLOYMENT

VA



U.S. Department
of Veterans Affairs